Đào Xuân Phương Trang (Chủ biên)
Nguyễn Thanh Bình – Đỗ Thị Kim Thanh

Cánh Diều

TIẾNG ANH 3

NATIONAL GEOGRAPHIC

EXPLORE OUR WORLD

SÁCH HỌC SINH



NHÀ XUẤT BẢN
ĐẠI HỌC SƯ PHẠM TP HỒ CHÍ MINH

NATIONAL GEOGRAPHIC
LEARNING

NATIONAL GEOGRAPHIC LEARNING

National Geographic Learning,
a Cengage Company

Tiếng Anh 3 – *Explore Our World*
Sách học sinh

Đào Xuân Phương Trang (Chủ biên)
Nguyễn Thanh Bình – Đỗ Thị Kim Thanh

Tiếng Anh 3 – *Explore Our World* Sách học sinh
được chỉnh sửa từ quyển sách
***Explore Our World* Student Book 1**
của các tác giả:
JoAnn (Jodi) Crandall
Joan Kang Shin
Diane Pinkley
thuộc bản quyền của **NXB National Geographic Learning,**
một phần của **NXB Cengage.**

Cover Image:
David Doubilet

On the Cover

CLOWNFISH

FAST FACTS

Type: fish **Group name:** school
Average life span in the wild: 6 to 10 years
Size: 11cm (4.3 in.)

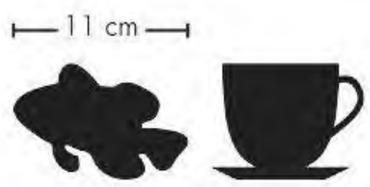

NHÀ XUẤT BẢN ĐẠI HỌC SƯ PHẠM TP HỒ CHÍ MINH
280 An Dương Vương, Phường 4, Quận 5,
TP Hồ Chí Minh, Việt Nam
Điện thoại: (028) 38 301 303 - Fax: (028) 39 381 382
Email: nxb@hcmue.edu.vn
Website: http://nxb.hcmue.edu.vn

© 2022 Cengage Learning, Inc.

This edition is reprinted from selected pages from *Explore Our World* Student Book 1 by license from Cengage Learning, Inc., for sale in Vietnam only.

Cengage Learning is the owner of the copyright in this publication and all the artwork, designs, stories, articles, reports, commentaries, interviews, photographs, and other works used in or prepared in relation to this publication.

Viet Nam Educational Equipment – Publication Investment Joint Stock Company and Ho Chi Minh City University of Education Publishing House are authorized by Cengage Learning Vietnam Company Limited to publish, print, distribute, and sell exclusively this customized reprint edition in Vietnam.

ALL RIGHTS RESERVED. No part of this work covered by the copyright herein may be reproduced or distributed in any form or by any means, except as permitted by U.S. copyright law, without the prior written permission of the copyright owner.

"National Geographic", "National Geographic Society" and the Yellow Border Design are registered trademarks of the National Geographic Society® Marcas Registradas

For permission to use material from this text or product, submit all requests online at **cengage.com/permissions**

Further permissions questions can be emailed to **permissionrequest@cengage.com**

ISBN: 978-604-309-913-3

HCMC UNIVERSITY OF EDUCATION PUBLISHING HOUSE
280 An Duong Vuong Street, Ward 4, District 5,
Ho Chi Minh City, Vietnam

Cengage Learning Vietnam Company Limited
Suite 1111, 11th Floor, Zen Plaza Building
54-56 Nguyen Trai Street, District 1,
Ho Chi Minh City, Vietnam

National Geographic Learning
200 Pier Four Boulevard
Boston, MA 02210
USA

Locate your local office at **international.cengage.com/region**
Visit National Geographic Learning online at **ELTNGL.com**
Visit our Asia website at **www.cengageasia.com**

Printed in Vietnam
Print Number: 01 Print Year: 2022

Đào Xuân Phương Trang (Chủ biên)
Nguyễn Thanh Bình – Đỗ Thị Kim Thanh

TIẾNG ANH 3

NATIONAL GEOGRAPHIC

EXPLORE OUR WORLD

SÁCH HỌC SINH

(Sách đã được Bộ trưởng Bộ Giáo dục và Đào tạo phê duyệt sử dụng trong cơ sở giáo dục phổ thông tại Quyết định số 438/QĐ-BGDĐT ngày 28/01/2022)

NHÀ XUẤT BẢN
ĐẠI HỌC SƯ PHẠM TP HỒ CHÍ MINH

NATIONAL GEOGRAPHIC LEARNING

Units 0-8

Unit 0 – Getting Started

page 6

Classroom language:

listen
read
point
say
write
draw
sing
count

Stand up, please.
Sit down, please.

Greetings:

Eddie the elephant
Polly the parrot
Mia the monkey
Freddy the frog

Hello/Hi, I'm Eddie.
My name's Eddie.
What's your name?

Hi, Polly. This is Eddie.
Hello. Nice to meet you, Eddie.
Nice to meet you, too.

Hi, Polly. How are you?
I'm good, thanks. And you?
I'm fine. Thank you.

Goodbye. / Bye.

Unit	Vocabulary		Language Focus	The Sounds of English	Value
1 My Classroom page 17	backpack board book chair clock computer crayon desk	eraser glue map paper pen pencil picture ruler	I have a crayon. What is it? It's a pencil. How many pencils? One. Three. There is a book. There are two pens.	/u:/ sch**oo**l /p/ **p**en /b/ **b**ook	Work hard in school.
2 My World page 31	bird bush butterfly cloud flower moon mountain ocean	pet dog rainbow river rock sky star sun tree	Is it a butterfly? Yes, it is. / No, it isn't. What is it? It's a tree. What are they? They're rocks. Where is the frog? It's on the rock. Where are the clouds? They're in the sky.	/aɪ/ sk**y** /ɪ/ r**i**ver /i:/ tr**ee**	Enjoy nature.

Project 1

page 45

Stop and Check 1A & 1B

page 46

Units 1–4 Review

page 81

	The Alphabet: A–Z How do you spell your name? M–I–A. Mia.	**Numbers**: 1–20 How old are you? I'm … It's my birthday! Happy birthday!	**Colors**: red purple yellow blue orange white black green What color is it? It's red.

Unit	Vocabulary		Language Focus	The Sounds of English	Value
3 My Family page 49	beautiful big brother father grandfather grandmother grandparents handsome	mother old parents short sister small tall young	Who's this? The sister. How many brothers do you have? I have two brothers. I have no brothers. The sister is tall. Who's she? She's my sister. She's nine. Who's he? He's my grandfather. He's old.	/f/ **f**amily /s/ **s**ome /ʃ/ **sh**ort	I love my family.
4 My House page 63	bathroom bed bedroom cleaning cooking dining room eating kitchen lamp	living room playing sleeping sofa table taking a bath toilet washing dishes watching TV	Is there a flower in the dining room? Yes, there is. / No, there isn't. Are there any chairs in the kitchen? Yes, there are. / No, there aren't. Where are you? I'm at home. What are you doing? I'm cleaning. What is he/she doing? He's/She's watching TV.	/əʊ/ s**o**fa /aʊ/ h**ou**se /ɔɪ/ t**oi**let	Be neat.

Project 2

page 77

Stop and Check 2A & 2B

page 78

Unit	Vocabulary		Language Focus	The Sounds of English	Value
5 Cool Clothes page 83	boots brown closet dress gloves hanger hat jacket	pants pink scarf shelf shirt shoes skirt socks	What are you wearing? I'm wearing yellow shoes. Are you wearing green gloves? Yes, I am. / No, I'm not. This is my blue scarf. That is my brown hat. These are my purple boots. Those are my green gloves.	/l/ **l**ike /w/ **w**ear /h/ **h**at /sk/ **sk**irt	Take care of your clothes.
6 My Toys page 97	ball bike car doll drum game kite plane	puppet puzzle robot teddy bear top train truck yo-yo	What do you want? I want a ball. Do you want a kite? Yes, I do. Sure! I want a kite. No, I don't. Is this your robot? Yes, it is. / No, it isn't. Are these your balls? Yes, they are. / No, they aren't.	/t/ **t**oy /d/ **d**oll /eɪ/ **ga**me /ʊə/ **sure**	Share your toys.

Project 3
page 111

Stop and Check 3A & 3B
page 112

Units 5–8 Review
page 147

Word List
page 149

Stickers

Unit	Vocabulary		Language Focus	The Sounds of English	Value
7 My Body page 115	arm curly hair ear eye fly foot hair hand head	jump leg mouth nose round eyes run straight hair strong arms walk	These are my hands. Those are your hands. Our hands are small. His eyes are brown. Her eyes are brown. Their eyes are brown. Can you run? Yes, I can. I can run. No, I can't. She has round eyes. She can fly.	/m/ **m**outh /n/ **n**ose /ɪə/ **ea**r /eə/ h**ai**r	Be clean.
8 Good Food page 129	apple banana chicken coconut water cookie egg fish lemonade milk	milkshake orange juice rice sandwich soda soup tea vegetables water	What's your favorite food? Apples. I like apples. Do you like bananas? Yes, I do. I like bananas. No, I don't. I don't like bananas. There is an apple. There is a banana. There is some water. There are some eggs. There are many cookies. There are a lot of bananas. There is a lot of milk.	/æ/ **a**pple /e/ **e**gg /tʃ/ **ch**icken /dʒ/ **j**uice	Eat good food.

Project 4

page 143

Stop and Check 4A & 4B

page 144

Unit 0 Getting Started

1 Look and listen. Repeat. TR: A2

2 Listen and point. Say. TR: A3

3 Say and do.

1 Look and listen. Repeat. TR: A4

2 Listen and point. Say. TR: A5



3 Play the game: Miming.

1 Look and listen. Repeat. TR: A6

Eddie
the elephant

Polly
the parrot

Mia
the monkey

Freddy
the frog

2 Listen. Role-play. TR: A7

3 Ask and answer.

1 Look and listen. Repeat. TR: A8

2 Listen. Role-play. TR: A9



3 Practice with your friends.



1 Look and listen. Repeat. TR: A10

2 Listen. Role-play. TR: A11

3 Practice with your friends.

1 Look and listen. Repeat. TR: A12

2 Look. Listen and circle. TR: A13

1. yes no

2. yes no

3. yes no

3 Say and do.

1 **Look and listen. Repeat.** TR: A14

2 **Listen and point. Say.** TR: A15

A B C D E F G

H I J K L M N

3 **Listen and sing.** TR: A16

4 **Spell.**

1 Look and listen. Repeat. TR: A17

2 Listen and point. Say. TR: A18

3 Listen and sing. TR: A19

4 Look and listen. Repeat. TR: A20

5 Ask and answer.

How do you spell your name?

T–R–U–N–G. Trung.

1 Look and listen. Repeat. TR: A21

1	2	3	4	5
one	two	three	four	five
6	**7**	**8**	**9**	**10**
six	seven	eight	nine	ten

2 Look and listen. Repeat. TR: A22

3 Play the game: Guessing.

4 Read and write. Say.

1 Look and listen. Repeat. TR: A23

11	12	13	14	15
eleven	twelve	thirteen	fourteen	fifteen
16	17	18	19	20
sixteen	seventeen	eighteen	nineteen	twenty

2 Read. Listen and circle. TR: A24

11 12 13 14 15 16 17 18 19 20

3 Count. Write and say.

1. H ___7___
2. X _____
3. O + H _____

4 Play the game: Telephone.

1 Look and listen. Repeat. TR: A25

2 Listen and point. Say. TR: A26

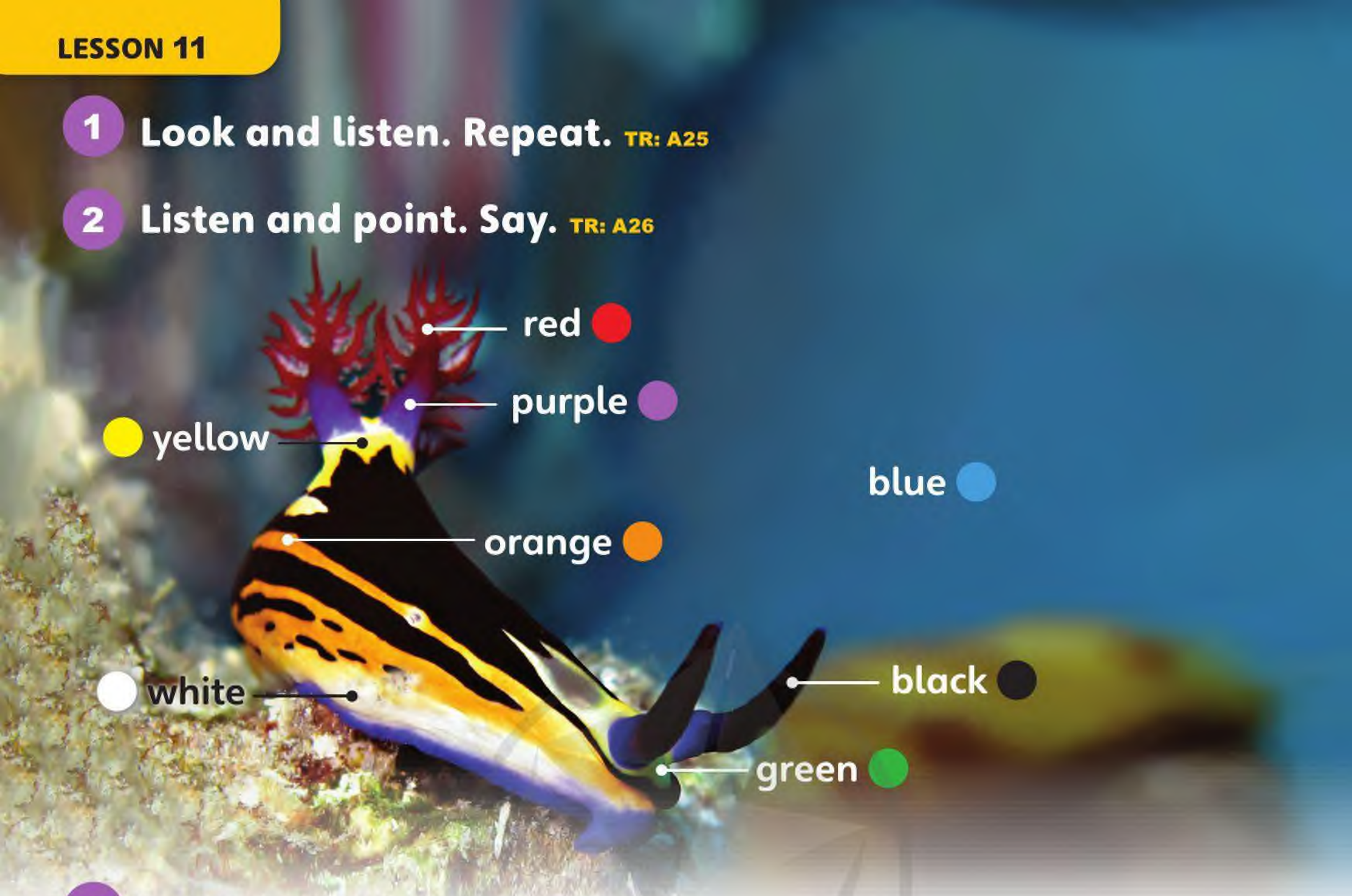

3 Look and listen. Repeat. TR: A27

4 Ask and answer.

Unit 1

My Classroom

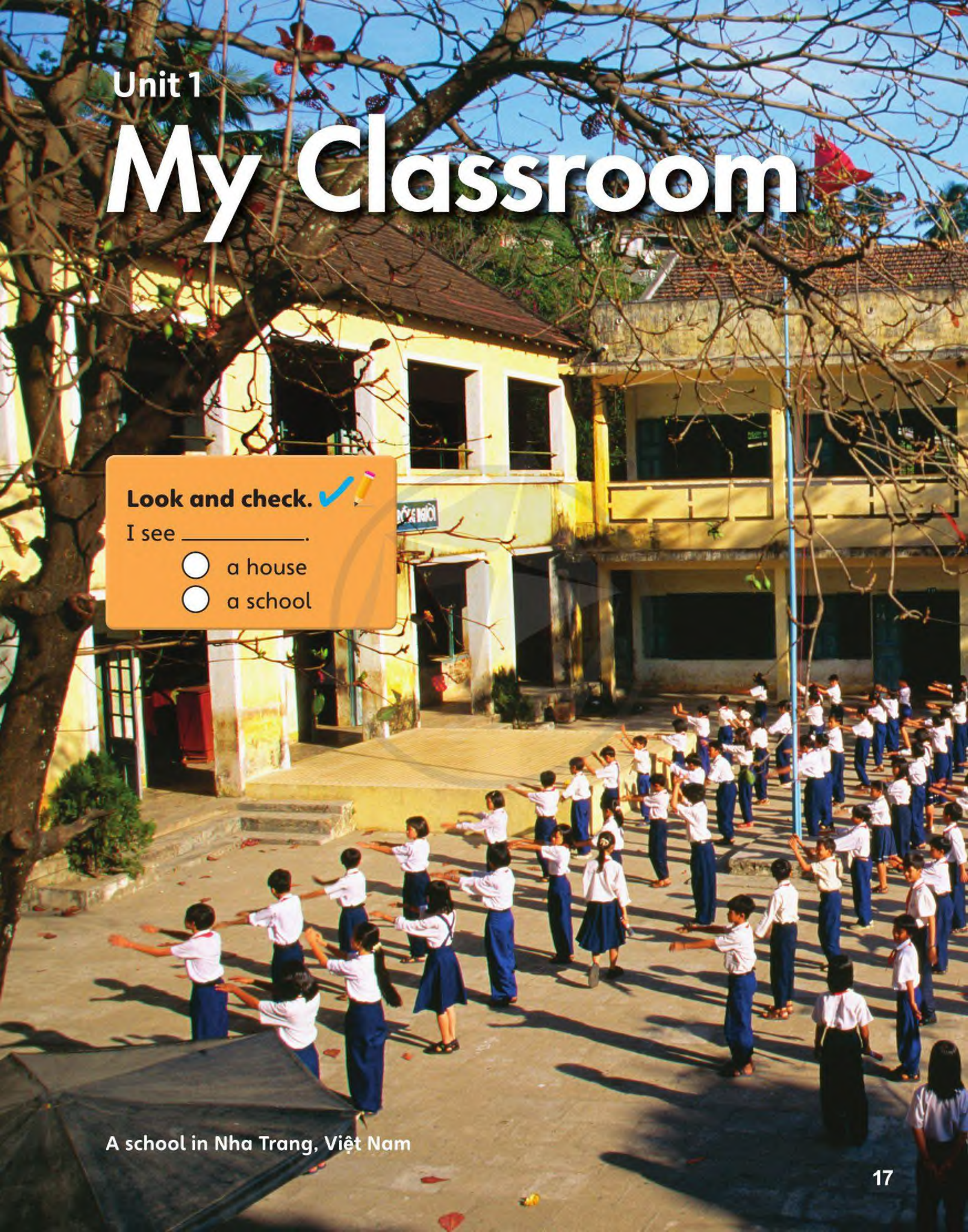

Look and check. ✔

I see _____.

- ◯ a house
- ◯ a school

A school in Nha Trang, Việt Nam

1 Look and listen. Repeat. TR: A28

2 Listen and point. Say. TR: A29

3 Play the game: Guessing.

1 Look and listen. Repeat. TR: A30

2 Listen and point. Say. TR: A31

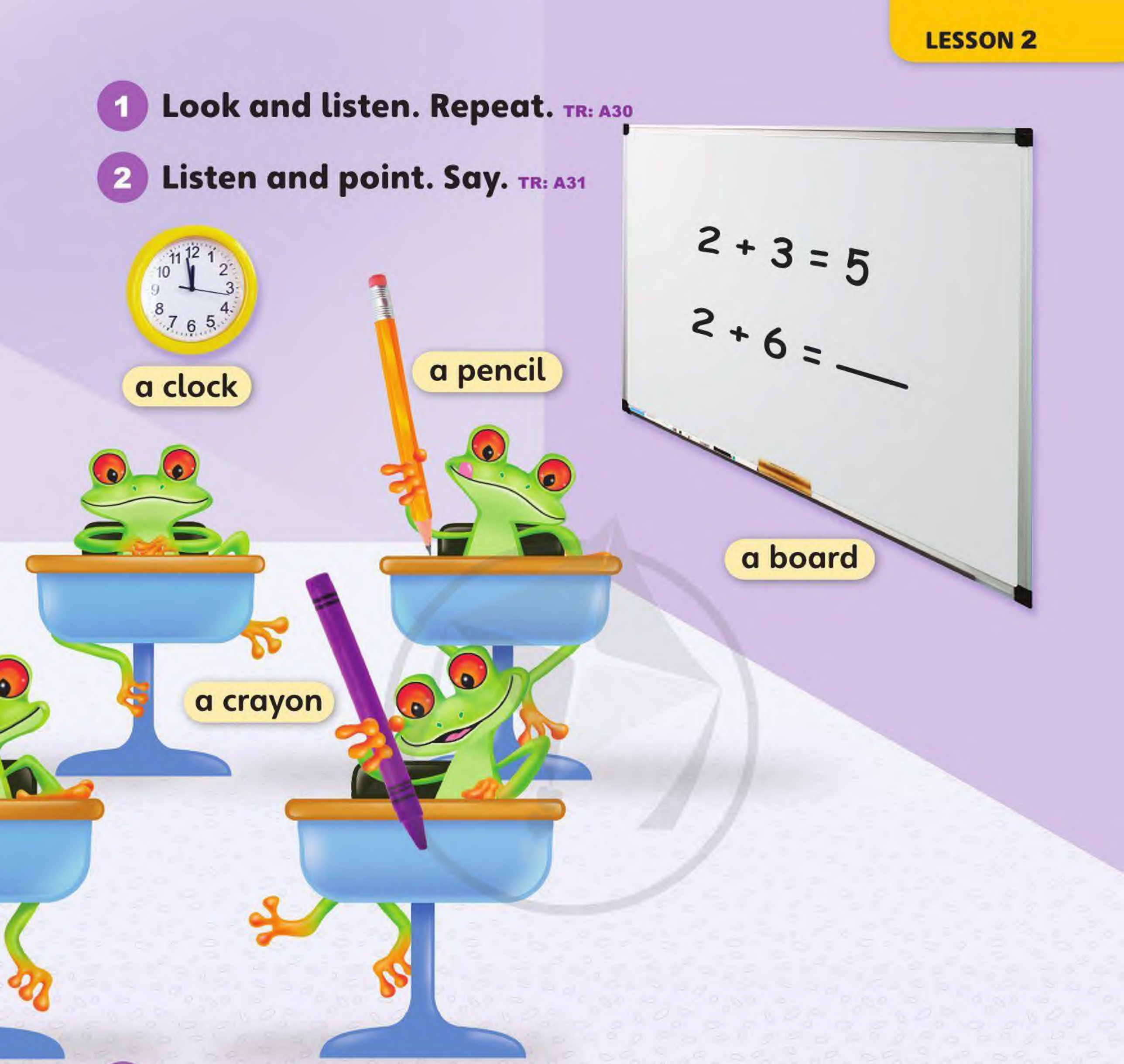

3 Talk about the things in your classroom.

1 Look and listen. Repeat. TR: A32

2 Look. Listen and number. TR: A33

3 Draw and say.

1 Look and listen. Repeat. TR: A34

2 Look. Listen and circle. TR: A35

1.

2.

3.

4.

3 Look. Ask and answer.



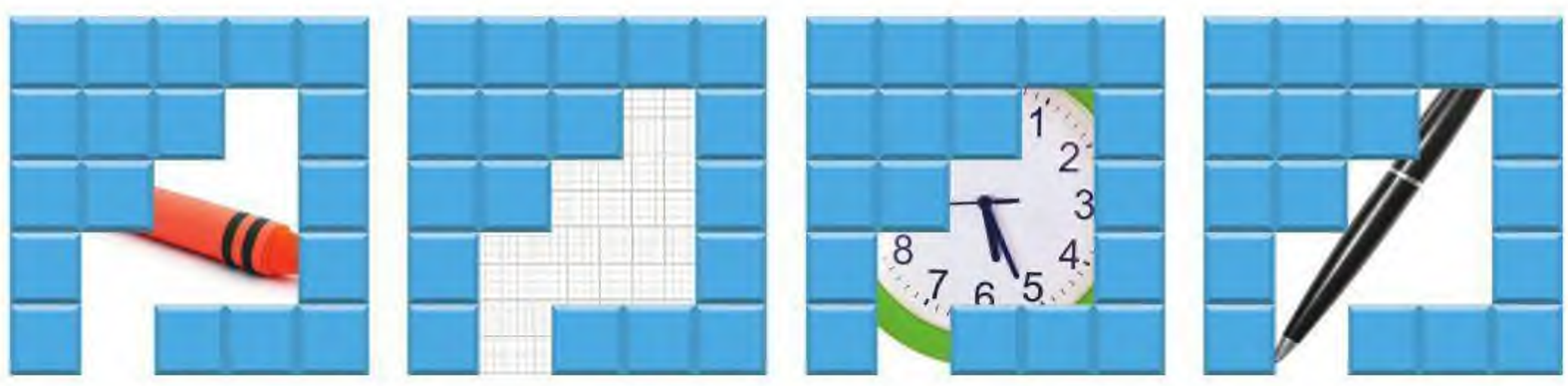

1 Look and listen. Repeat. TR: A36

2 Point and say.

a book

an eraser

a ruler

glue

3 Play the game: Simon Says.



1 Look and listen. Repeat. TR: A37

2 Point and say.

a chair

a desk

a picture

a backpack

3 Play the game: Read My Lips.

Chair. It's a chair.

1 Look and listen. Repeat. TR: A38

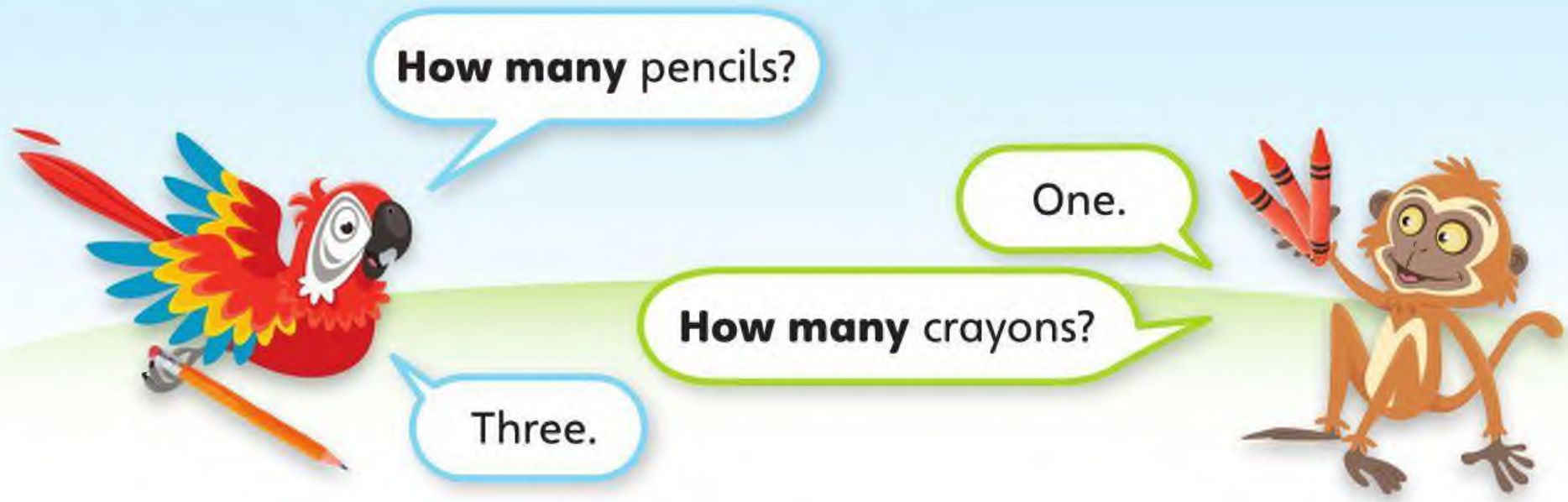

2 Look. Listen and check. ✔ TR: A39

1.

◯ yes ◯ no

2.

◯ yes ◯ no

3.

◯ yes ◯ no

4.

◯ yes ◯ no

3 Draw. Ask and answer.

1 Look and listen. Repeat. TR: A40



2 Look. Listen and circle. TR: A41

1.

2.

3 Make the cards. Say and play.

1	2	3	4	5

1 Listen and repeat. TR: A42

oo
school too

2 Listen and sing. TR: A43

This is my school.
This is your school.
This is my school.
I like my school.

3 Play the game: Stepping Stones.

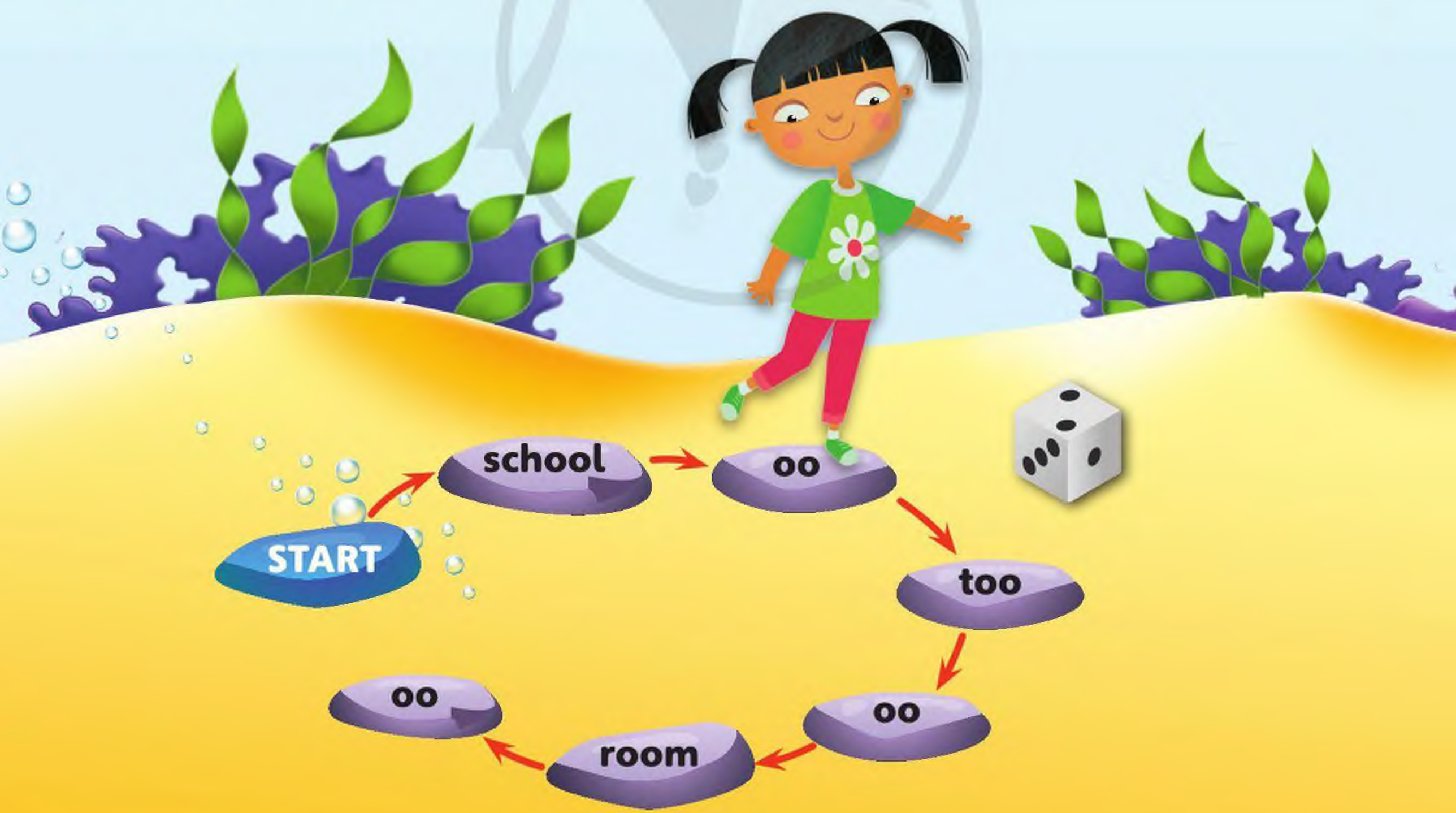

1 Listen and repeat. TR: A44

p	b
pen paper	book bye

2 Listen and chant. TR: A45

I have my red backpack,
and I have my board.
I have glue and paper.
Come and look!

I have my computer,
and I have my pen.
I have books and pencils.
Come and look!

3 Play the game: Bingo. Use the words in the box.

paper	board	pen	computer	book
pencil	bye	point	birthday	purple

1 Listen and read. TR: A46

It's a Crayon!

Look! It's a crayon.

What color is it?

It's blue.

Look! Is it a crayon?

No, it isn't. It's a pencil. It's yellow.

I have a yellow pencil, too.

2 Read and circle.

1. The crayon is blue. yes no
2. There are two crayons. yes no
3. There are two pencils. yes no

3 Read and answer.

I have a crayon. It's blue.
What about you?

1 Listen and read. TR: A47

I have a book. It's red.
I read it. I love my book.

2 Look and read. Say.

I have a pen. It's blue.
I write with it. I love my pen.

I have _____.

3 Write 10–15 words. Use the words in the box.

crayon red color

1 Look and listen. Repeat. TR: A48

Work hard in school.

I listen. I talk. I read. I write.
I work hard in school.

2 Think. What do you do in school?

3 Share.

I read. I draw. I sing.
I work hard in school.

Vietnamese students in a classroom

Unit 2

My World

Look and check. ✔

I see _____.

- ◯ a frog
- ◯ a buffalo

A farmer family in Mộc Châu, Việt Nam

1 Look and listen. Repeat. TR: A49

2 Listen and point. Say. TR: A50

the sky

a tree

a bird



a butterfly

3 Play the game: Pass the Ball.

1 Look and listen. Repeat. TR: A51

2 Listen and point. Say. TR: A52



the sun

a pet dog

a rock

a river

3 Play the game: Guessing.

It's green.

It's a tree.

Yes!

1 Look and listen. Repeat. TR: A53

2 Look. Listen and draw lines. TR: A54

1 2 3

3 Draw and color. Ask and answer.

1 Look and listen. Repeat. TR: A55

2 Look. Listen and circle. TR: A56

1.

2.

3.

4.

3 Look. Ask and answer.

1 Look and listen. Repeat. TR: A57

2 Point and say.



the moon

3 Draw and color. Say.

1 Look and listen. Repeat. TR: A58

2 Point and say.

3 Make the cards. Listen and play. Ask and answer. TR: A59

1	2	3	4	5

1 Look and listen. Repeat. TR: A60

2 Look. Listen and check. TR: A61

1. ◯ yes ◯ no

2. ◯ yes ◯ no

3. ◯ yes ◯ no

3 Draw. Ask and answer.

1 Look and listen. Repeat. TR: A62

2 Look. Listen and number. TR: A63

3 Ask and answer.

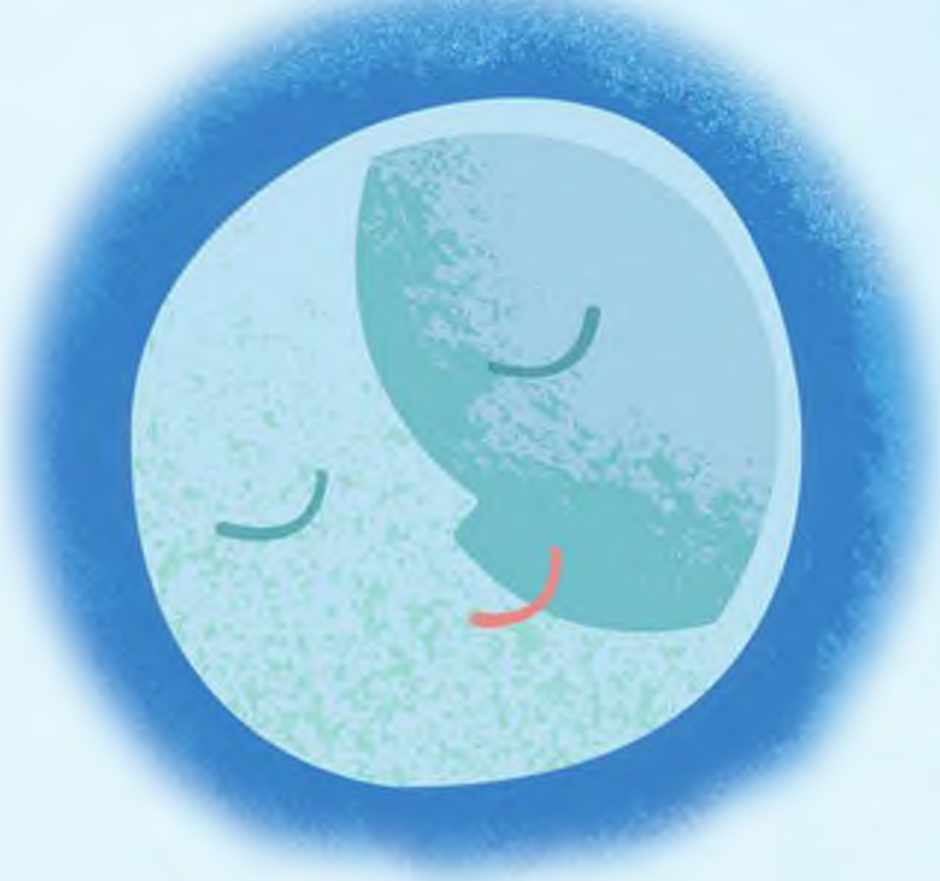

1 Listen and repeat. TR: A64

y
sky butterfly

2 Listen and sing. TR: A65

Where are the birds?
They're in the sky.

Where are the sun and the moon?
They're in the sky.

The sky is part of our world.

3 Say. Circle the words with y as in sky.

my | say | Freddy | butterfly

1 Listen and repeat. TR: A66

i	ee
river fish	tree green

2 Listen and chant. TR: A67

Where are the trees?
They're in the mountains.
The trees are green.
I like the trees.

Where are the fish?
They're in the river.
Sing in the mountains!
Sing to the fish!

3 Say. Circle the odd one out.

1. sing tree sit

2. three see fish

1 Listen and read. TR: A68

Rainbows

Look! A rainbow! There is a rainbow in the sky.

There are seven colors in the rainbow. They are red, orange, yellow, green, blue, indigo, and violet. Do you like the rainbow?

2 Read and check.

1. Where is the rainbow? ◯ in the sky ◯ in the river
2. How many colors? ◯ six ◯ seven

3 Draw and color your rainbow. Talk about your rainbow.



1 Listen and read. TR: A69

I have a picture. There are four boys and three girls in the picture. They're on a mountain. The mountain is green. There is a rainbow. It's in the sky.

2 Look at the picture in 1. Answer the questions.

How many boys and girls?
Where are they?

How many rainbows?
Where is it?

3 Write 10–15 words. Use the words in the box.

bird bush red

1 **Look and listen. Repeat.** TR: A70

Enjoy nature.

I like the river. It's green.
I enjoy nature.

2 **Think. What do you see?**

3 **Share.**

I see rocks and mountains.
They're white. I enjoy nature.

Wadi Bani Khalid, Oman

Project 1

1 Make a poster about nature.

1. Draw the pictures.

2. Color the pictures.

3. Cut and glue.

4. Write your name.

2 Ask and answer.

What is it?

What color is it?

Where is it?

It's a bird.

It's blue.

It's in the tree.

3 Present.

Look! This is a tree. It's green. There are two birds. They're black. They're in the trees.

Stop and Check 1A

Win = 2 spaces
Lose = 1 space

Finish
Look. Ask and answer.
How many erasers?
Six.

Stop and Check 1B

1 Look. Listen and circle. TR: A71

1.

2.

3.

2 Read and draw lines.

1. Where is the bird?	a. Four.
2. How many crayons?	b. It's in the tree.
3. Is it a butterfly?	c. They're on the desk.
4. Where are the pencils?	d. No, it isn't. It's a flower.

3 Reorder the words. Write the sentences.

1. the desk. / on / is / There / a book _____

2. is / the dog? / Where _____

3. in / the sky. / is / The cloud _____

4. birds / are / the bush. / There / in / two _____

4 Ask and answer.

Number 1.
Is it a book?

Yes, it is.

What color is it?

It's yellow.

1.

2.

3.

4.

Unit 3

My Family

Look and check. ✔ ✏

I see _____ people.

- ◯ three
- ◯ four

A family at Bryce Canyon National Park, USA

1 Look and listen. Repeat. TR: A72

2 Listen and point. Say. TR: A73



3 Play the game: Telephone.

1 **Look and listen. Repeat.** TR: A74

2 **Listen and point. Say.** TR: A75

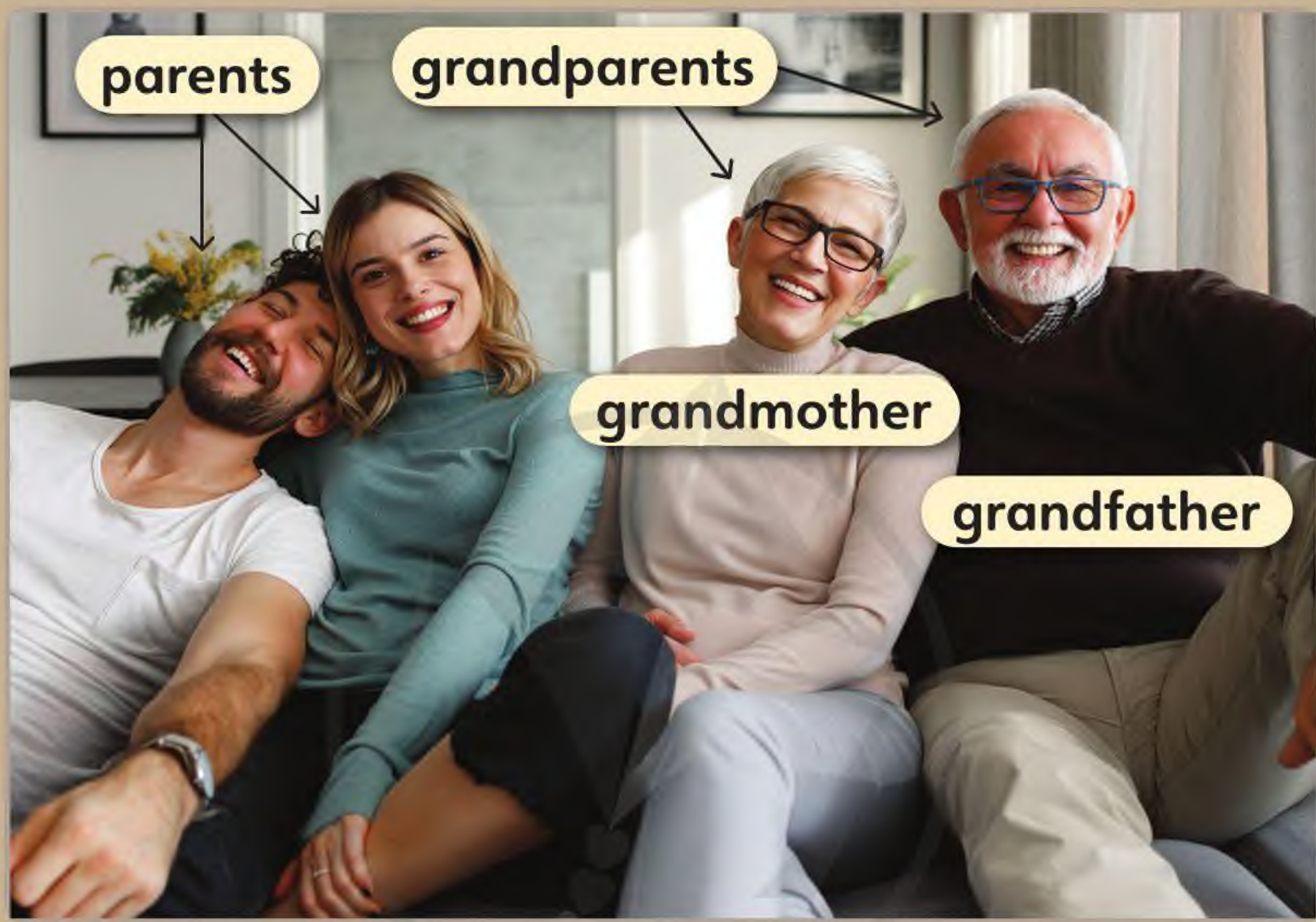

3 **Draw and say.**

1 Look and listen. Repeat. TR: A76

2 Look. Read and draw lines.

1.

2.

3.

a. Who's this? — The brother.

b. Who's this? — The grandfather.

c. Who's this? — The mother.

3 Draw. Ask and answer.

1 Look and listen. Repeat. TR: A77

How many brothers **do** you **have**?

I **have** two brothers.

How many sisters **do** you **have**?

I **have** no sisters.

2 Look. Listen and draw lines. TR: A78

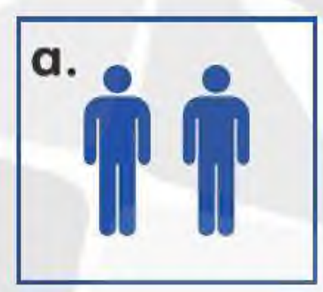

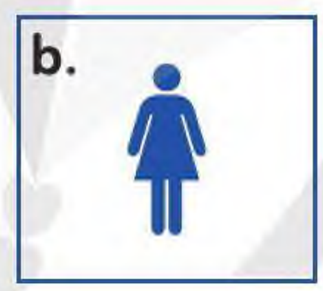

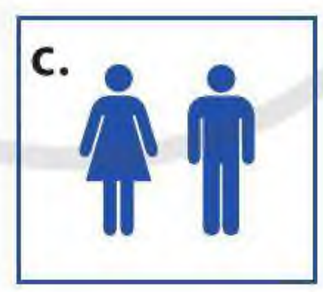

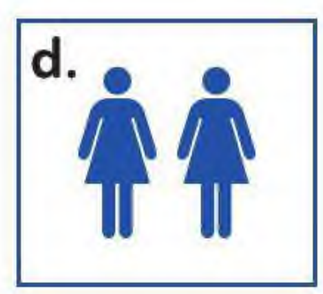

3 Ask and answer.

How many sisters do you have?

I have ____.

1 Look and listen. Repeat. TR: A79

2 Point and say.







3 Play the game: Miming.

1 Look and listen. Repeat. TR: A80

2 Point and say.

3 Draw and say. Guess.

1 Look and listen. Repeat. TR: A81

2 Look. Read and write.

1. The grandfather _____.

2. The family _____.

3 Make the cards. Say and play.

1	2	3	4	5

1 Look and listen. Repeat. TR: A82

2 Make the cards. Listen and play. TR: A83



3 Draw a family tree. Point. Ask and answer.

1 Listen and repeat. TR: A84

f
family father

2 Listen and sing. TR: A85

Do you have a big family?
Do you have a big family?
Do you have a big family?
Yes, my family is big!

There are two boys in my family.
There are two girls in my family.
There are six people in my family.
And I love them all!

Some are short. And some are tall.
I have a big family. And I love them all!
I love them all! I love them all!



3 Play the game: Bingo. Use the words in the box.

family	four
five	buffalo
father	grandfather
fifteen	fourteen
fine	beautiful

1 Listen and repeat. TR: A86

s	sh
some **s**ister	**sh**ort bu**sh**

2 Listen and chant. TR: A87

This is my sister.
My sister is short.
Sit with my sister.
Sing some songs!

This is my sister.
My sister is short.
Play with my sister.
Sing some songs!

3 Play the game: Match My Sound.

1 Listen and read. TR: A88

Families in the World

I'm Ahmet. My family is from Turkey. My family is small. I have no brothers or sisters.

I'm Juana. My family is from Mexico. My family is big. There are nine people! I have four brothers.

2 Read again. Write Ahmet or Juana.

1. _____

2. _____

3 Read and answer.

I'm Mary. My family is small. I have one brother and no sisters. What about you?

1 Listen and read. TR: A89

My father is tall. My mother is short. My sister is small. She's four.

2 Write and share.

	Me	My friend
Grandfather	Old	
Grandmother		
Father		
Mother		
Sister		
Brother		

3 Write about your family. Write 10–20 words.

1 **Look and listen. Repeat.** TR: A90

Love your family.

I love my small family.
We work and we play.

2 **Think. What do you do with your family?**

3 **Share.**

I love my big family.
We draw and we sing.

A happy family

Unit 4

My House

Look and check. ✓

The house is _____.

- ◯ big
- ◯ small

Drina River House, Serbia

1 Look and listen. Repeat. TR: B1

2 Listen and point. Say. TR: B2

a bathroom

a kitchen

a bedroom

a dining room

a living room

3 Play the game: Guessing.

1 Look and listen. Repeat. TR: B3

2 Listen and point. Say. TR: B4

a table

a bed

a toilet


a lamp

a sofa

3 Play the game: Pass the Ball.

1 Look and listen. Repeat. TR: B5

2 Look. Listen and check. TR: B6

1. ◯ yes ◯ no
2. ◯ yes ◯ no
3. ◯ yes ◯ no
4. ◯ yes ◯ no
5. ◯ yes ◯ no
6. ◯ yes ◯ no

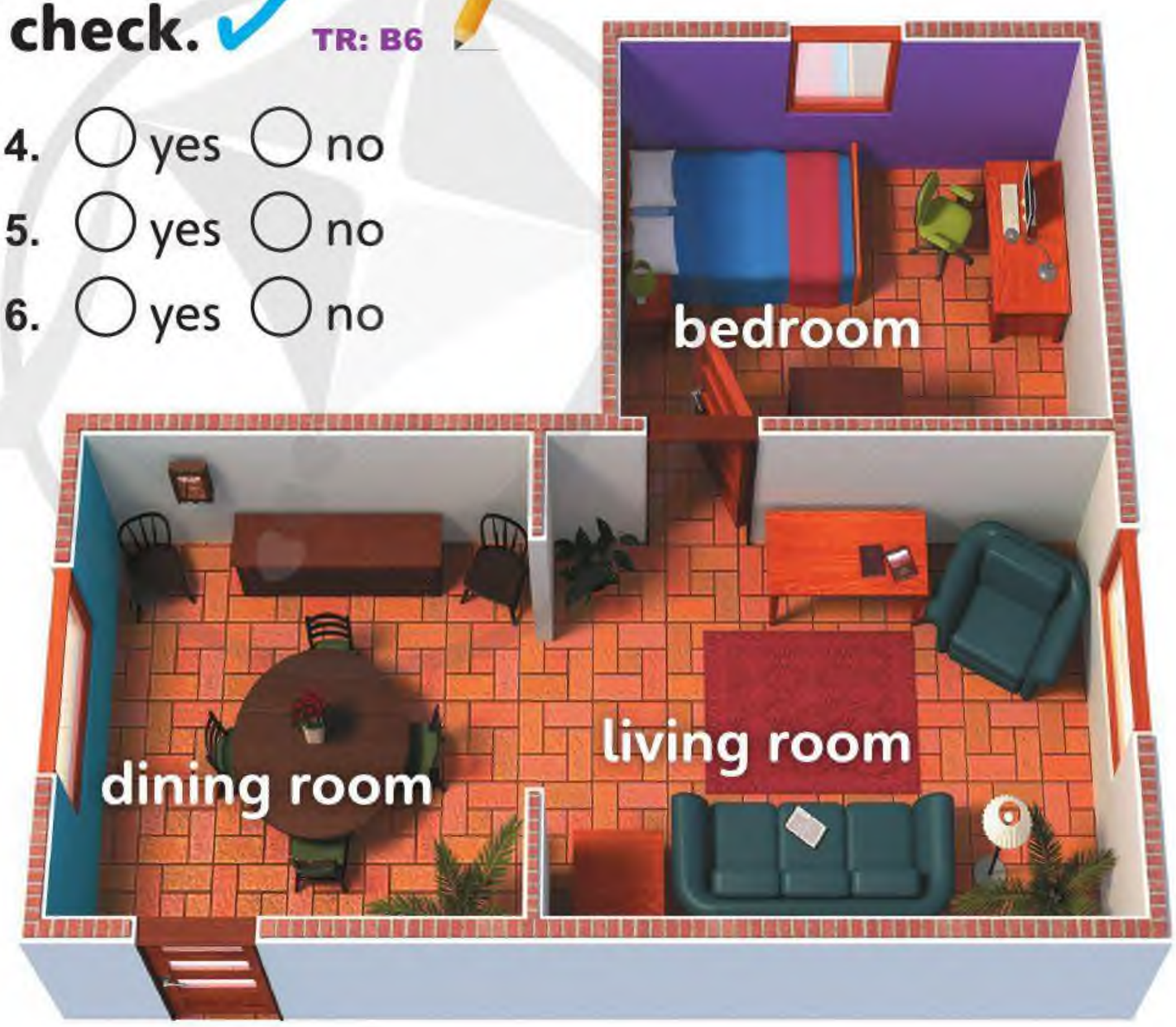

3 Look at the picture in 2. Ask and answer.

Is there a clock in the bedroom?

No, there isn't.

1 Look and listen. Repeat. TR: B7

2 Look. Listen and number. TR: B8

3 Look at the picture in 2. Ask and answer.

Are there any chairs in the bathroom?

No, there aren't.

1 Look and listen. Repeat. TR: B9

2 Point and say.

eating

cleaning

cooking

washing dishes

3 Guess. Ask and answer.

1 Look and listen. Repeat. TR: B10

2 Point and say.

taking a bath

sleeping

watching TV

playing

3 Make the cards. Ask and answer. Play.

1	2	3	4	5

1 Look and listen. Repeat. TR: B11

2 Look. Listen and draw lines. TR: B12

1.
2.
3.
4.
5.
6.

watching TV

cooking

taking a bath

eating

sleeping

cleaning

3 Point to the pictures in 2. Ask and answer.

Where are you?

I'm in the kitchen.

What are you doing?

I'm cooking.

1 Look and listen. Repeat. TR: B13

2 Look. Listen and number. TR: B14

3 Point. Ask and answer.

1 Listen and repeat. TR: B15

o

sofa
home

2 Listen and sing. TR: B16

Where do you sleep?
I sleep in the bedroom.
Is there a bed?
Yes, there is.
At home, my home, at home, where I live.

3 Look and say. Draw lines.



o as in sofa

1 Listen and repeat. TR: B17

ou	oi
house cloud	toilet point

2 Listen and chant. TR: B18

Where do you sleep?
I sleep on the cloud.
Is there a toilet?
No, no, there isn't.

Where do you sleep?
I sleep on the cloud.
I am the moon. I like my cloud.
Point to the moon. Point to the cloud.
Point to the moon. Point to the cloud.

3 Play the game: Chain Reaction.

1 Listen and read. TR: B19

My House in Greece

Hi,

This is my house in Greece. It's white and blue. In the house, there is a living room. There is a bedroom. There is a kitchen. And there is a bathroom. I am writing in my bedroom.

Love,
Maya

2 Read and check.

1. The house is blue and white. ◯ yes ◯ no
2. There is a dining room in the house. ◯ yes ◯ no
3. There are four rooms in the house. ◯ yes ◯ no
4. Maya is writing in the bedroom. ◯ yes ◯ no

3 Read and answer.

My house is small. There is a living room and two bedrooms. I love my house. What about you?

1 Listen and read. TR: B20

This is my bedroom.
It's small. It's blue.
There is a bed in my
bedroom. And there is
a lamp, too.

2 Complete the table.

	Me	Friend 1	Friend 2
Room	kitchen		
Big or small			
Color			
Things			

3 Write about a room in your house. Write 10–20 words.

1 **Look and listen. Repeat.** TR: B21

Be neat.

I sleep in my bedroom.
I love it. I clean it.

2 **Think. What do you do at home?**

3 **Share.**

I eat in my kitchen.
I love it. I clean it.

A child's bedroom

Project 2

1 Make a house.

1. Draw the pictures.

2. Color the pictures.

3. Cut and glue.

4. Write your name.

2 Ask and answer.

What is it?

Where is it?

It's a chair.

It's in my bedroom.

3 Present.

This is my house. There are four rooms: a living room, a bathroom, a bedroom, and a kitchen. There is a chair in the living room. There is a bed in the bedroom.

Stop and Check 2A

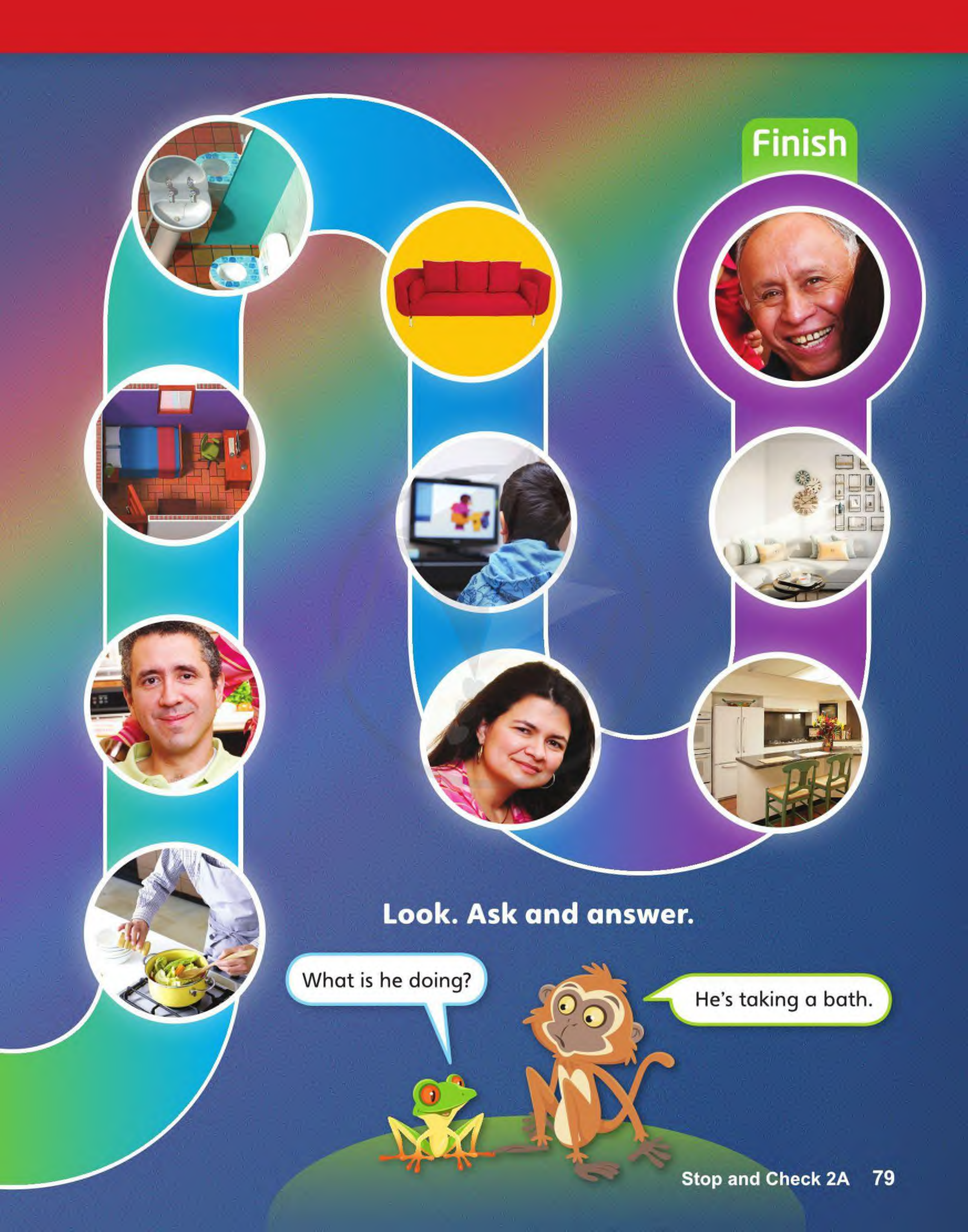
Finish
Look. Ask and answer.
What is he doing?
He's taking a bath.

Stop and Check 2B

1 Look. Listen and circle. TR: B22

1.

2.

3.

4.

2 Listen to the answers. Check the correct questions. TR: B23

1. ◯ Where are you?
   ◯ Who's she?
2. ◯ How old are you?
   ◯ How many sisters do you have?
3. ◯ Where's your sister?
   ◯ Who's she?
4. ◯ How are you?
   ◯ What are you doing?

3 Reorder the words. Write the sentences.

1. taking / I / a / bath. / am

   _____

2. have / I / a / family. / big

   _____

3. in / is / the kitchen. / My father

   _____

4. am / in / bedroom. / my / I

   _____

5. the living room. / a sofa / There / is / in

   _____

Units 1–4 Review

1 Look. Listen and number. TR: B24

2 Listen and check. ✔ TR: B25

1. There is a sofa in the living room. ○
   There is a chair in the living room. ○
2. They're in the classroom. ○
   They're at home. ○
3. He's watching TV. ○
   He's eating. ○
4. There are three people in my class. ○
   There are three people in my family. ○
5. There is a clock in the dining room. ○
   There is a map in the living room. ○

3 Read and circle.

1. What is it? — It's a frog. / They're frogs.
2. Where are you? — I'm eating. / I'm in the kitchen.
3. Is there a chair in the living room? — Yes, it is. / No, there isn't.
4. Who's he? — He's my brother. / He's short.
5. How many brothers do you have? — No, I don't. / I have no brothers.

Units 1–4 Review

4 Read and draw lines.

1. It's in the classroom. You sit on it.
2. It's in the house. You cook in this room.
3. They're beautiful. They're in the sky.

a.

b.

c.

5 Look at the picture. Ask and answer.

Where's the mother?

She's in the kitchen.



6 Write about your classroom. Write 10–20 words.

My classroom is _____. There is _____. There are _____.

I love my classroom.

Unit 5

Cool Clothes

Look and check.

What colors do you see?

- ◯ pink, white, green
- ◯ black, yellow, red

A Guatemalan girl

1 Look and listen. Repeat. TR: B26

2 Listen and point. Say. TR: B27


a skirt


a jacket

a dress

a shirt

3 Ask and answer.

1 Look and listen. Repeat. TR: B28

2 Listen and point. Say. TR: B29

gloves

pants

socks

shoes

3 Draw. Ask and answer.

1 Look and listen. Repeat. TR: B30

2 Look. Listen and color. TR: B31

1.

2.

3.

4.



3 Say and draw.

1 Look and listen. Repeat. TR: B32

2 Look. Listen and check. TR: B33

1. ◯ yes ◯ no

2. ◯ yes ◯ no

3. ◯ yes ◯ no

3 Draw. Ask and answer.

1 Look and listen. Repeat. TR: B34

2 Point and say.

3 Play the game: Memory Chain.

1 Look and listen. Repeat. TR: B35

2 Point and say.

3 Draw. Guess and say.

1 Look and listen. Repeat. TR: B36



2 Look. Listen and number. TR: B37

3 Make the cards. Say and play.

1 2 3 4 5

1 Look and listen. Repeat. TR: B38

2 Look. Listen and check. ✔ TR: B39

1.

2.



3.

3 Talk about the things around you.

1 Listen and repeat. TR: B40

l	w
like look	wear watch

2 Listen and sing. TR: B41

What are you wearing?
What are you wearing?

I'm wearing my brown shoes,
and I really like them.

What are you wearing?
What are you wearing?

I'm wearing my purple pants,
and I really like them.

I like my shoes!
I like my pants!
I like my shirt!
I like my skirt!

3 Say. Draw lines.

color | word | lamp

l as in look | w as in watch

wash | listen | wear

1 Listen and repeat. TR: B42

h	sk
hat house	skirt desk

2 Listen and chant. TR: B43

Hat, hat, hat.
The hat is on the desk.
Skirt, skirt, skirt.
The skirt is on the desk.
Oh no!

Hat, hat, hat.
The hat is in the closet.
Skirt, skirt, skirt.
The skirt is in the closet.
Hooray!

3 Say. Circle the odd one out.

1. skirt sky books
2. home chair house

1 Listen and read. TR: B44

Clothes are Fun!

People wear special clothes on special days. In Việt Nam, people wear áo dài. In Korea, people wear jackets and long skirts. In Turkey, people wear pants, long robes, and jackets.

2 Read and circle.

1. People wear áo dài in Việt Nam. yes no
2. People wear long robes in Korea. yes no
3. People wear jackets in Korea and Turkey. yes no

3 Ask and answer.

What are you wearing?

I'm wearing a white shirt, blue pants, and black shoes.

1 Listen and read. TR: B45

He's Roy. He's wearing white pants. Those are his black shoes. That is his green hat.

2 Look and say.

She's Jenny. _____.

He's Mark. _____.

3 Write about Jenny or Mark. Write 10–20 words.

1 **Look and listen. Repeat.** TR: B46

Take care of your clothes.

I love my clothes.
I take care of them.
I clean them.

2 **Think. How do you take care of your clothes?**

3 **Share.**

I love my shoes.
I take care of them.
I clean them.

Happy kids in Sweden

Unit 6

My Toys

Look and check. ✔

The toys are red, blue, and yellow.

- ◯ yes
- ◯ no

Toys in Santa Fe, USA

1 Look and listen. Repeat. TR: B47

2 Listen and point. Say. TR: B48

a train

a bike

a car

a truck

3 Play the game: Slap the Board.



1 Look and listen. Repeat. TR: B49

2 Listen and point. Say. TR: B50

a ball

a kite

a top

a yo-yo

3 Draw. Guess and say.

1 Look and listen. Repeat. TR: B51

2 Look. Listen and draw lines. TR: B52

3 Ask and answer. Check.

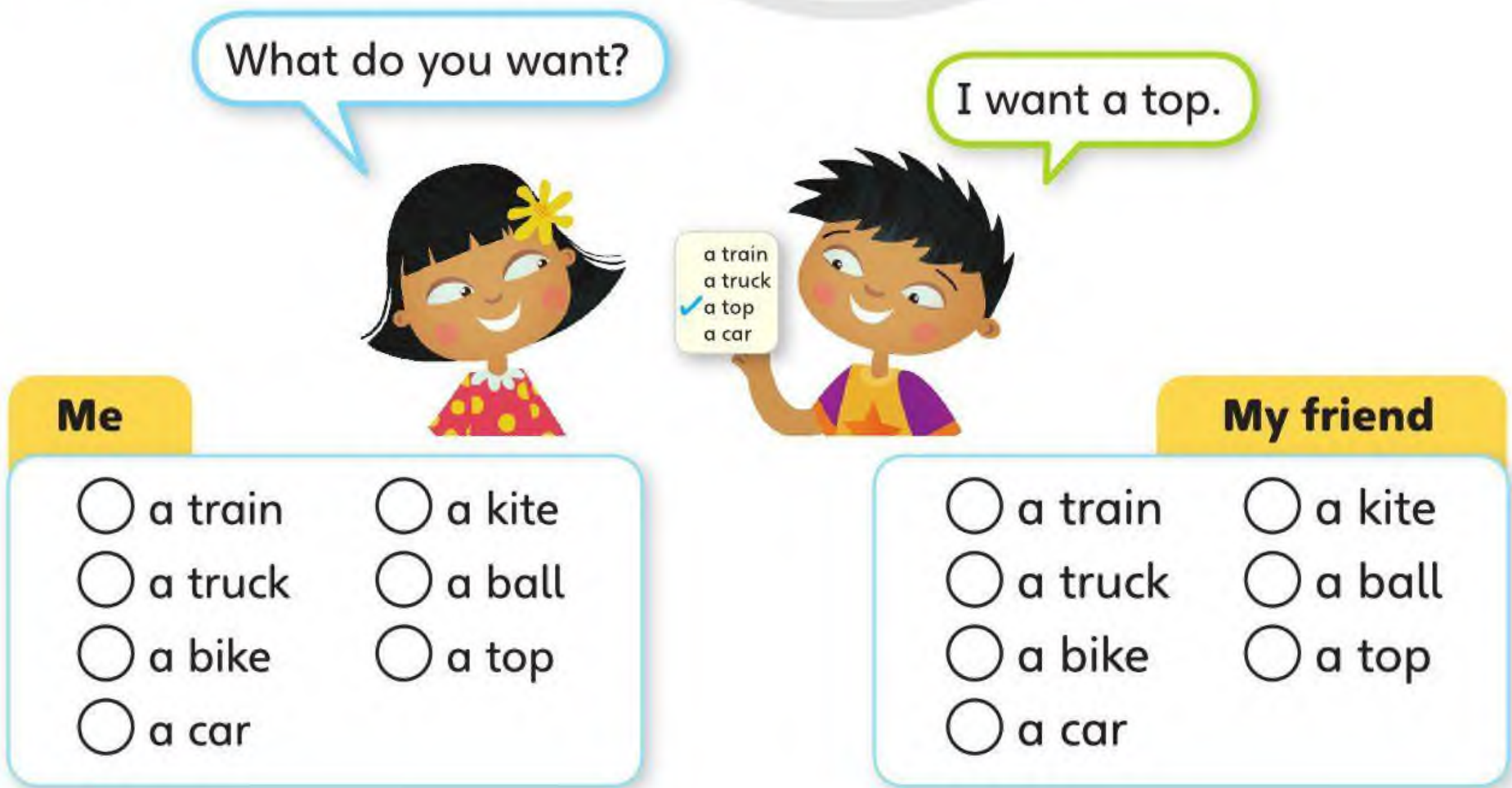

1 Look and listen. Repeat. TR: B53

2 Look. Listen and find. Draw lines. TR: B54

3 Look at the toys in 2. Ask and answer.

1 Look and listen. Repeat. TR: B55

2 Point and say.

a robot

a teddy bear

a doll

a puppet

3 Draw. Play the game: Guessing.



1 Look and listen. Repeat. TR: B56

2 Point and say.

a game

a puzzle

a drum

a plane

3 Say and draw.

1 Look and listen. Repeat. TR: B57

2 Read and look. Listen and circle. Write. TR: B58

1. Is this your ? _____, it _____.

2. Is this your ? _____, it _____.

3 Draw your toy. Make the dice. Play the game: Dice Rolling.

1 Look and listen. Repeat. TR: B59

2 Look. Listen and check. TR: B60

1. Is this your teddy bear? ◯ yes ◯ no
2. Are these your puppets? ◯ yes ◯ no

3 Make the cards. Ask and answer. Play.

1 Listen and repeat. TR: B61

t	d
toy robot	doll bed

2 Listen and sing. TR: B62

Is this your robot? Robot, robot, robot.
Yes, it is. It's my toy.
Is this your doll? Doll, doll, doll.
Yes, it is. It's my toy.
Are these your dogs? Are these your toys?
They're my dogs. But they aren't my toys.
They're my pets.

3 Play the game: Chain Reaction.

1 Listen and repeat. TR: B63

a_e	ure
game plane	sure

2 Listen and chant. TR: B64

Do you want a game?
Sure, sure, sure!
Come and play with my game!

Do you want a plane?
Sure, sure, sure!
Come and play with my plane!

3 Say. Circle the odd one out.

1. name game ball
2. sure glue blue

1 Listen and read. TR: B65

We ♥ teddy bears!

People love teddy bears. Children play with them and sleep with them. There are even teddy bear museums! Look at the picture! This teddy bear museum is in Korea. There are many teddy bears here. Do you want a teddy bear?

2 Read and circle.

1. People don't love teddy bears. yes no
2. Children sleep with teddy bears. yes no
3. The teddy bear museum is in Việt Nam. yes no

3 Say.

1 Listen and read. TR: B66

These are my robots.
They're red and black.
I play with my robots.

2 Look and answer.

What is it?

What color is it?

What do you do with it?

3 Write about your toy. Write 10–20 words.

1 **Look and listen. Repeat.** TR: B67

Share your toys.

I share my toys with my friends.
We play together.

2 **Think. What do you share with your friends?**

3 **Share.**

I share my games with my friends.
We play together.

A toy dinosaur

Project 3

1 Make a toy.

1. Draw your toy.

2. Color.

3. Cut.

4. Glue.

2 Ask and answer.

3 Present.

This is my puppet. It's blue, black, and white. I play with it. I love it.

Stop and Check 3A

Finish

Look. Ask and answer.



Stop and Check 3B

1 Read. Listen and check. ✔ TR: B68

1. ◯ I want a top. ◯ I'm wearing a blue shirt.
2. ◯ No, they aren't. ◯ I have two brothers.
3. ◯ No, I don't. ◯ No, it isn't.
4. ◯ Yes, they are. ◯ Yes, it is.

2 Read and look. Circle.

a yellow jacket / a brown jacket

a blue train / a black train

an orange shirt / a purple shirt

3 Read and check. ✔

I am Mary. I am wearing a yellow dress, white socks, and black shoes. My hat is green. I have a teddy bear. It's brown. I love my teddy bear.

1. I am wearing a yellow shirt and black shoes. ◯ yes ◯ no
2. I have a green hat. ◯ yes ◯ no
3. My teddy bear is brown. ◯ yes ◯ no

4 Write about your clothes and your toys. Write 10–20 words.

I am wearing _____.

I have _____.

Unit 7

My Body

Look and check. ✔

I see a doll.

- ◯ yes
- ◯ no

Face painting in Kolkata, India

1 Look and listen. Repeat. TR: B69

2 Listen and point. Say. TR: B70

a head

an arm

a hand

a leg

a foot

3 Say and do.

Point to your head.

1 Look and listen. Repeat. TR: B71

2 Listen and point. Say. TR: B72

3 Say and draw.

1 Look and listen. Repeat. TR: B73

2 Look. Listen and check. TR: B74

1.

2.

3.

3 Draw. Say and point.

1 Look and listen. Repeat. TR: B75

His eyes are brown.

Her eyes are brown.

Their eyes are brown.

2 Look. Listen and number. TR: B76



3 Point to the pictures in 2. Say.

Their eyes are big.

1 Look and listen. Repeat. TR: B77

2 Point and say.

curly hair

straight hair

round eyes

strong arms

3 Play the game: Miming.

1 Look and listen. Repeat. TR: B78

2 Point and say.

run

jump

fly

walk

3 Role-play.

1.

2.

3.

4.

1 Look and listen. Repeat. TR: B79

2 Make the cards. Listen and play. TR: B80



3 Ask and write.

sing	cook	draw	run
Mary			

1 Look and listen. Repeat. TR: B81

2 Look. Listen and number. TR: B82

3 Draw a friend. Say.

1 Listen and repeat. TR: B83

m	n
mouth map	nose fun

2 Listen and sing. TR: B84

My body, my body!
It's fun to move my body!
My body, my body!
Can you dance with me?

Mouth, mouth. Move your mouth.
Mouth, mouth. Move your mouth.
Mouth, mouth. Move your mouth.
Can you sing with me?

3 Say. Circle the odd one out.

1. pen move sun
2. map move train

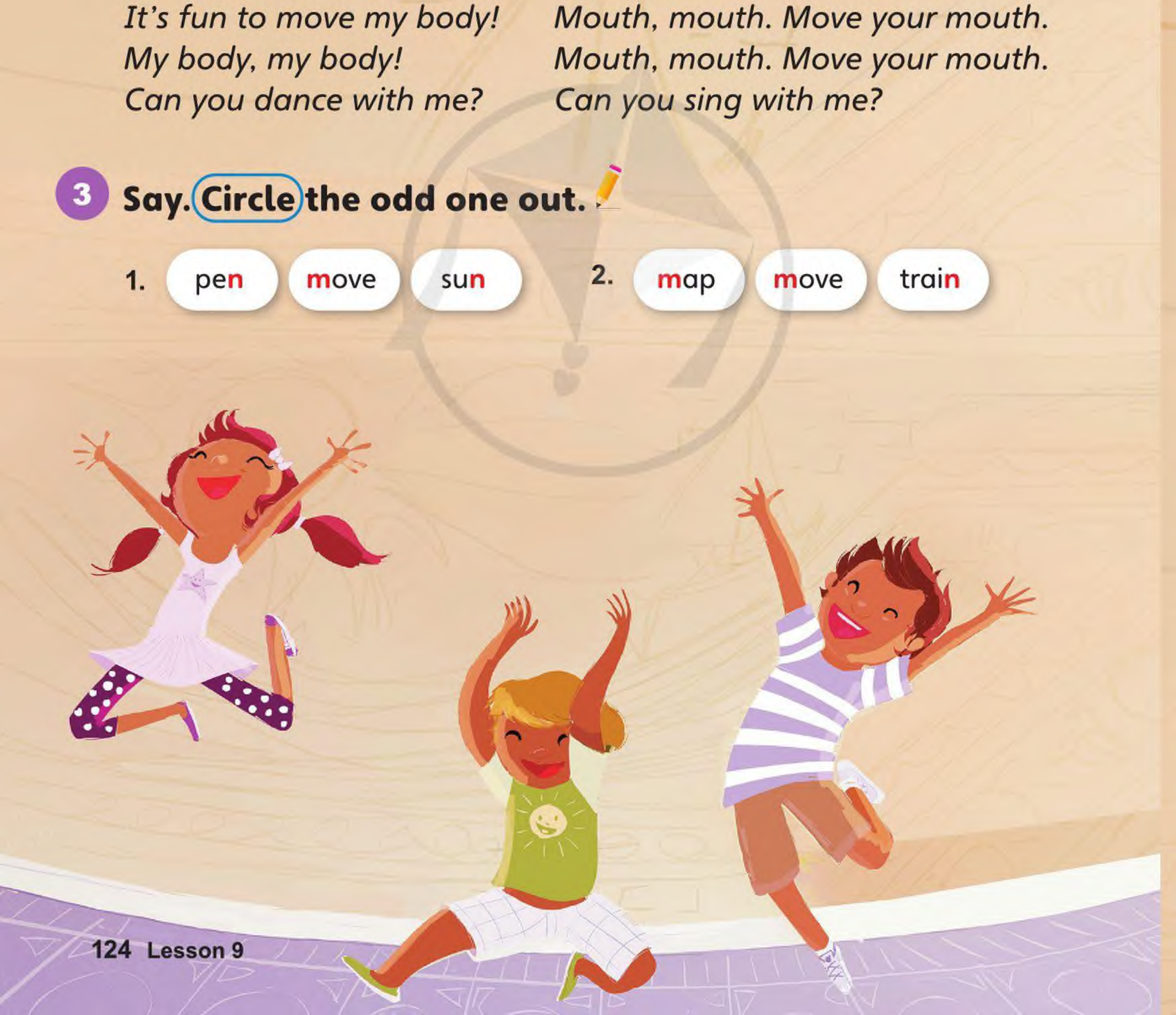

1 Listen and repeat. TR: B85

ea	ai
ear y**ea**r	h**ai**r ch**ai**r

2 Listen and chant. TR: B86

Ear, ear. Move your ear.
Can you move your ear?
No, I can't.

Hair, hair. Move your hair.
Hair, hair. Move your hair.
Can you move your hair?
Yes, I can.

3 Play the game: Read My Lips.

1 Listen and read. TR: B87

Monsters!

Can you draw a monster?

Yes, I can. Look! This is my monster!

Oh, he has one eye.
The eye is big!

And he has four legs. The legs are short.

Can your monster run?

Yes. He can run and jump. He can't fly.

2 Read and circle.

1. The monster has _____. a. one eye b. two eyes
2. It has _____ legs. a. big b. short
3. The monster can _____. a. jump b. fly

3 Draw your monster. Ask and answer.

1. Can your monster run?
2. Can your monster jump?
3. Can your monster fly?

1 Listen and read. TR: B88

This is my monster. He is green. His body is small. He has short arms. He can sing.

2 Look and say.

This is my monster. Her body is _____.

3 Write about your monster. Write 10–20 words.

1 **Look and listen. Repeat.** TR: B89

Be clean.

I wash my hands.
I wash my body.
I am clean.

Hands under running water

2 **Think. What do you do to be clean?**

3 **Share.**

I wash my body.
I brush my teeth.
I am clean.

Unit 8

Good Food

Look and check. ✓

I see _____.

- ◯ bananas
- ◯ apples

A street vendor in Hội An, Việt Nam

1 Look and listen. Repeat. TR: B90

2 Listen and point. Say. TR: B91

a banana

an apple

a cookie

an egg

a sandwich

3 Play the game: Miming.

1 Look and listen. Repeat. TR: B92

2 Listen and point. Say. TR: B93

soup

rice

chicken

fish

vegetables

3 Role-play.

1 Look and listen. Repeat. TR: B94

2 Look. Listen and draw lines. TR: B95



1.

2.

3.

4.



3 Ask and answer. Write.

Name	Favorite food
Nga	Sandwiches

What's your favorite food, Nga?

Sandwiches. I like sandwiches.

1 Look and listen. Repeat. TR: B96

2 Look. Listen and circle. Write. TR: B97



1. I like _____.
2. I like _____.
3. I like _____.

3 Point to the picture in 2. Ask and answer.

Do you like fish?

Yes, I do. I like fish.

1 Look and listen. Repeat. TR: B98

2 Point and say.

orange juice

water

lemonade

coconut water

3 Ask and answer.

1 Look and listen. Repeat. TR: B99

2 Point and say.

milk

milkshake

soda

tea

3 Ask and answer.

1 Look and listen. Repeat. TR: B100

There is **an** apple.

There is **some** water.

There is **a** banana.

There is **some** milk.

2 Look. Listen and circle. TR: B101

1.

2.

3 Point to the pictures in 2. Say.

There is some tea.

There is an egg.

1 Look and listen. Repeat. TR: B102

There are **some** eggs.

There are **many** cookies.

There are **a lot of** bananas.

There is **a lot of** milk.

2 Look and write. Say.

1.

There _____ bananas.

2.

There _____ eggs.

3.

There _____ water.

4.

There _____ tea.

3 Talk about the things around you.

There are some erasers.

1 Listen and repeat. TR: B103

a	e
apple sandwich	egg desk

2 Listen and sing. TR: B104

Apples?
I like apples!
Yes, I do! Yes, I do! Yes, I do!
I like apples! Yes, I do. I like them very much.

Eggs?
I like eggs!
Yes, I do! Yes, I do! Yes, I do!
I like eggs! Yes, I do. I like them very much.

3 Look and say. Draw lines.

a as in sandwich

e as in egg

1 Listen and repeat. TR: B105

ch	j
chicken kit**ch**en	**j**uice **j**ump

2 Listen and chant. TR: B106

Chicken, chicken, chicken.
My favorite food!
I cook chicken.
I cook it in the kitchen.

Juice, juice, juice.
My favorite drink!
I like juice.
I drink a lot of juice.

3 Play the game: Bingo. Use the words in the box.

apple	kitchen	juice
desk	chicken	hand
jump	jacket	egg

1 Listen and read. TR: B107

Fun Food

Look at the picture! What is it? Do you know? Yes, it's food. Some people play with food. They make pictures of birds, cats, trees, or faces from food. They can play with these pictures. They can eat them, too.

2 Look and read. Check.

1. People can make pictures from ___. ◯ birds ◯ trees ◯ vegetables
2. People don't ____ food. ◯ play with ◯ eat ◯ watch

3 Draw and say.

This is my fun food picture.
In this picture, there is a banana.
There are some eggs.
And there are some cookies.

1 Listen and read. TR: B108

There is an apple. There is some orange juice. There are two sandwiches. I don't like sandwiches. I like apples. They're my favorite food.

2 Ask and answer. Write.

What's your favorite food?

Me	Friend 1	Friend 2
1. Name: _____ 2. Favorite food: _____	1. Name: _____ 2. Favorite food: _____	1. Name: _____ 2. Favorite food: _____

3 Write about food. Write 10–20 words.

1 **Look and listen. Repeat.** TR: B109

Eat good food.

I like mangoes, bananas, and coconuts. I love fruits. I eat good food.

2 **Think. What are your favorite foods? Do you eat good food?**

3 **Share.**

I like oranges, eggs, and fish. I eat good food.

A floating market in Việt Nam

Project 4

1 Make a poster about food.

1. Draw and color. 2. Cut. 3. Glue. 4. Write your name.

2 Ask and answer.

3 Present.



Stop and Check 4A

Look. Ask and answer.

Stop and Check 4B

1 Look. Listen and number. TR: B110

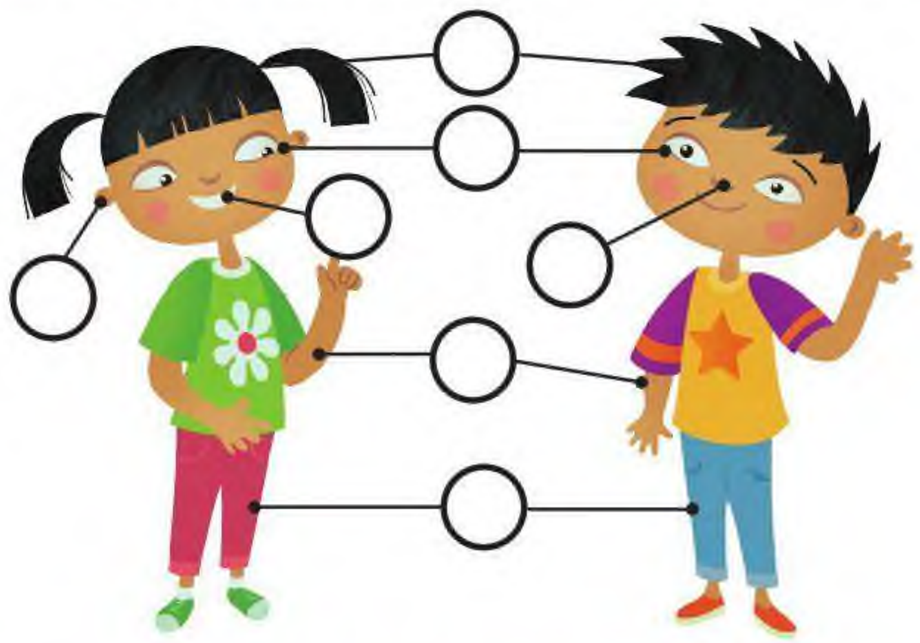

2 Read and circle.

I have a robot. His name is Antoni. He has three eyes, one nose, and one mouth. He has four arms and three legs. His hair is black. He can walk.

1. Antoni has four _____.

a. arms b. eyes c. nose

2. His hair is _____.

a. yellow b. black c. white

3. He can _____.

a. fly b. jump and run c. walk

3 Look. Listen and number. TR: B111



4 Write about you.

My favorite food is _____.

I like _____, too.

I don't like _____.

Units 5–8 Review

1 Look. Listen and circle. TR: B112

1.

2.

3.

4.

2 Read and write.

1. I see with my _____.
2. I eat with my _____.
3. I listen with my _____.
4. I draw with my _____.
5. I jump with my _____.

ears	eyes
hand	mouth
legs	

3 Reorder the sentences. Write the numbers.

◯ Hi! What do you want?

◯ No, I don't. I want a yellow kite.

◯ Do you want this green kite?

◯ Here you are.

◯ I want a kite.

Units 5–8 Review

4 Ask and answer.

Do you want a jacket?

Yes, I do.

No, I don't.

5 Look and write. Use the words in the boxes.

a lot of

that

_____.

_____.

6 Write and say.

Name:

Age:

Favorite foods:

Favorite toys:

Favorite clothes:

Word List

A

age /eɪdʒ/: tuổi

all /ɔːl/: tất cả

apple /ˈæpl/: quả táo

arm /ɑːrm/: cánh tay

at /æt/: ở tại

B

backpack /ˈbækpæk/: ba lô

ball /bɔːl/: quả bóng

banana /bəˈnænə/: quả chuối

bathroom /ˈbæθruːm/: phòng tắm

beautiful /ˈbjuːtəfəl/: đẹp, xinh đẹp

bed /bed/: giường

bedroom /ˈbedruːm/: phòng ngủ

big /bɪg/: to, lớn

bike /baɪk/: xe đạp

bird /bɜːrd/: con chim

birthday /ˈbɜːrθdeɪ/: sinh nhật

black /blæk/: màu đen

blue /bluː/: màu xanh dương

board /bɔːrd/: bảng

body /ˈbɑːdi/: cơ thể

book /bʊk/: quyển sách

boot /buːt/: giày ủng (số ít)

boy /bɔɪ/: bé trai

brother /ˈbrʌðər/: anh, em trai

brown /braʊn/: màu nâu

buffalo /ˈbʌfələʊ/: con trâu

bush /bʊʃ/: bụi cây

butterfly /ˈbʌtəflaɪ/: con bướm

bye /baɪ/: tạm biệt

C

car /kɑːr/: xe hơi, ô-tô

cat /kæt/: con mèo

chair /tʃeər/: cái ghế

chicken /ˈtʃɪkɪn/: món gà, thịt gà

class /klæs/: lớp học

classroom /ˈklæsruːm/: phòng học

clean /kliːn/: lau chùi

clock /klɑːk/: đồng hồ

closet /ˈklɑːzɪt/: tủ quần áo

clothes /kləʊðz/: quần áo (số nhiều)

cloud /klaʊd/: đám mây

coconut /ˈkəʊkənʌt/: quả dừa

coconut water /ˈkəʊkənʌt ˈwɔːtər/: nước dừa

color /ˈkʌlər/: màu sắc, tô màu

come /kʌm/: tới, đến

computer /kəmˈpjuːtər/: máy vi tính

cook /kʊk/: nấu ăn

cookie /ˈkʊki/: bánh quy

cool /kuːl/: tuyệt vời

count /kaʊnt/: đếm

crayon /ˈkreɪən/: bút sáp màu

curly /ˈkɜːrli/: xoăn

D

desk /desk/: bàn học, bàn làm việc

dining room /ˈdaɪnɪŋ ruːm/: phòng ăn

dish /dɪʃ/: cái đĩa

dog /dɔːg/: con chó

doll /dɑːl/: búp bê

draw /drɔː/: vẽ

dress /dres/: cái váy

drum /drʌm/: cái trống

E

ear /ɪə(r)/: tai (số ít)

eat /iːt/: ăn

egg /eg/: quả trứng, món trứng

eight /eɪt/: số tám

eighteen /eɪˈtiːn/: số mười tám

elephant /ˈelɪfənt/: con voi

eleven /ɪˈlevn/: số mười một

enjoy /ɪnˈdʒɔɪ/: thích thú, thưởng thức

eraser /ɪˈreɪsər/: cục tẩy

eye /aɪ/: mắt (số ít)

F

face /feɪs/: khuôn mặt

family /ˈfæməli/: gia đình

father /ˈfɑːðər/: bố

favorite /ˈfeɪvərɪt/: yêu thích

fifteen /fɪfˈtiːn/: số mười lăm

fish /fɪʃ/: món cá, thịt cá

five /faɪv/: số năm

flower /ˈflaʊər/: bông hoa

fly /flaɪ/: bay

food /fuːd/: thức ăn, đồ ăn

foot /fʊt/: bàn chân (số ít)

four /fɔːr/: số bốn

fourteen /fɔːrˈtiːn/: số mười bốn

friend /frend/: bạn

frog /frɑːg/: con ếch

fruit /fruːt/: trái cây

fun /fʌn/: vui

G

game /geɪm/: trò chơi, thiết bị trò chơi cầm tay

girl /gɜːrl/: bé gái

glove /glʌv/: găng tay (số ít)

glue /gluː/: hồ dán, keo dán

good /gʊd/: tốt

grandfather /ˈgrænfɑːðər/: ông

grandmother /ˈgrænmʌðər/: bà

grandparents /ˈgrænperənts/: ông bà (số nhiều)

green /griːn/: màu xanh lá

H

hair /heə(r)/: tóc

hand /hænd/: bàn tay

handsome /ˈhænsəm/: đẹp trai

hanger /ˈhæŋər/: mắc áo, móc áo

hard /hɑːrd/: chăm chỉ

hat /hæt/: nón, mũ

have /hæv/: có

head /hed/: đầu

house /haʊs/: nhà

I

in /ɪn/: ở trong

indigo /ˈɪndɪgəʊ/: màu chàm

J

jacket /ˈdʒækɪt/: áo khoác

juice /dʒuːs/: nước ép trái cây

jump /dʒʌmp/: nhảy

K

kitchen /ˈkɪtʃɪn/: phòng bếp, nhà bếp

kite /kaɪt/: con diều

L

lamp /læmp/: đèn

leg /leg/: chân

lemonade /leməˈneɪd/: nước chanh

like /laɪk/: thích

listen /ˈlɪsn/: nghe

living room /ˈlɪvɪŋ ruːm/: phòng khách

long /lɔːŋ/: dài

look /lʊk/: nhìn

love /lʌv/: yêu, thương

M

mango /ˈmæŋgəʊ/: quả xoài

map /mæp/: bản đồ

meet /miːt/: gặp

milk /mɪlk/: sữa

milkshake /ˈmɪlkʃeɪk/: sữa lắc

monkey /ˈmʌŋki/: con khỉ

monster /ˈmɑːnstər/: quái vật

moon /muːn/: mặt trăng

mother /ˈmʌðər/: mẹ

mountain /ˈmaʊntn/: núi

mouth /maʊθ/: miệng

move /muːv/: di chuyển, cử động

museum /mjuˈziːəm/: viện bảo tàng

N

name /neɪm/: tên

nature /ˈneɪtʃər/: thiên nhiên

nice /naɪs/: tốt, tử tế

nine /naɪn/: số chín

nineteen /naɪnˈtiːn/: số mười chín

nose /nəʊz/: mũi

O

ocean /ˈəʊʃn/: đại dương

old /əʊld/: già, cũ

on /ɑːn/: ở trên

one /wʌn/: số một

orange /ˈɔːrɪndʒ/: màu cam, quả cam

P

pants /pænts/: quần dài (số nhiều)

paper /ˈpeɪpər/: giấy

parents /ˈperənts/: bố mẹ (số nhiều)

parrot /ˈpærət/: con vẹt

part /pɑːrt/: một phần

pen /pen/: bút mực

pencil /ˈpensl/: bút chì

people /ˈpiːpl/: người (số nhiều)

pet /pet/: thú cưng

picture /ˈpɪktʃər/: bức tranh

pink /pɪŋk/: màu hồng

plane /pleɪn/: máy bay

play /pleɪ/: chơi

please /pliːz/: làm ơn

point /pɔɪnt/: chỉ

puppet /ˈpʌpɪt/: con rối

purple /ˈpɜːrpl/: màu tím

puzzle /ˈpʌzl/: trò chơi ghép hình

R

rainbow /ˈreɪnbəʊ/: cầu vồng

read /riːd/: đọc

red /red/: màu đỏ

rice /raɪs/: cơm

river /ˈrɪvər/: sông

robe /rəʊb/: váy dài

robot /ˈrəʊbɑːt/: người máy

rock /rɑːk/: cục đá, tảng đá

round /raʊnd/: tròn

ruler /ˈruːlər/: cây thước

run /rʌn/: chạy

S

sandwich /ˈsænwɪtʃ/: bánh mì kẹp

say /seɪ/: nói

scarf /skɑːrf/: khăn choàng

school /skuːl/: trường học

seven /ˈsevn/: số bảy

seventeen /sevnˈtiːn/: số mười bảy

share /ʃer/: chia sẻ

shelf /ʃelf/: cái kệ

shirt /ʃɜːrt/: áo sơ mi

shoe /ʃuː/: giày (số ít)

short /ʃɔːrt/: thấp, lùn, ngắn

sing /sɪŋ/: hát

sister /ˈsɪstər/: chị, em gái

sit /sɪt/: ngồi

six /sɪks/: số sáu

sixteen /sɪksˈtiːn/: số mười sáu

skirt /skɜːrt/: chân váy

sky /skaɪ/: bầu trời

sleep /sliːp/: ngủ

small /smɔːl/: nhỏ, bé

sock /sɑːk/: vớ, tất (số ít)

soda /ˈsəʊdə/: nước có ga

sofa /ˈsəʊfə/: ghế sô-pha

soup /suːp/: canh, súp

special /ˈspeʃl/: đặc biệt

spell /spel/: đánh vần

stand /stænd/: đứng

star /stɑːr/: ngôi sao

strong /strɔːŋ/: khỏe, mạnh

sun /sʌn/: mặt trời

sure /ʃʊə(r)/: chắc chắn

table /ˈteɪbl/: cái bàn, bàn ăn

take a bath /teɪk ə bæθ/: tắm

take care of /teɪk ker əv/: chăm sóc

tall /tɔːl/: cao

tea /tiː/: trà

teacher /ˈtiːtʃər/: giáo viên

teddy bear /ˈtedi ber/: gấu bông

ten /ten/: số mười

thirteen /θɜːrˈtiːn/: số mười ba

three /θriː/: số ba

together /təˈgeðər/: cùng nhau

toilet /ˈtɔɪlət/: bồn cầu

top /tɑːp/: con quay

toy /tɔɪ/: đồ chơi

train /treɪn/: xe lửa, tàu hỏa

tree /triː/: cái cây

truck /trʌk/: xe tải

twelve /twelv/: số mười hai

twenty /ˈtwenti/: số hai mươi

two /tuː/: số hai

vegetables /ˈvedʒtəblz/: rau củ (số nhiều)

want /wɑːnt/: muốn

wash /wɑːʃ/: rửa

watch TV /wɑːtʃ tiː 'viː/: xem ti-vi

water /ˈwɔːtər/: nước

wear /wer/: mặc

white /waɪt/: màu trắng

with /wɪθ/: với

work /wɜːrk/: làm việc

world /wɜːrld/: thế giới

write /raɪt/: viết

yellow /ˈjeləʊ/: màu vàng

Credits

Photography

6(tl) Corbis Flirt/Alamy Stock Photo, 6(tr) Ephraim Ben-Shimon/CORBIS, 6(bl) Steve Hix/CORBIS, 6(br) ViewStock via Getty Images, 7(tl) IS682/Alamy Stock Photo, 7(tr) IE164/Alamy Stock Photo, 7(bl) KidStock/Blend Images via Getty Images, 7(br) JGI/Jamie Grill via Getty Images, 11(l) iStock.com/KatarzynaBialasiewicz, 11(c) martin-dm/E+ via Getty Images, 11(r) G&J Fey/Alamy Stock Photo, 12-13 (bg) Catherine Falls Commercial/Moment via Getty Images, 16(t) Cigdem Sean Cooper/Shutterstock.com, 16(b) MicroStockHub/iStock/Getty Images Plus via Getty Images, 17 (bg) Glowimages via Getty Images, 18(table) iStock.com/Horiyan, 18(pen) Kalinin Dmitriy/Dreamstime.com, 19(clock) Anton Starikov/Dreamstime.com, 19(whiteboard) Georgii Dolgykh/Dreamstime.com, 19(pencil) Christophe Testi/ Dreamstime.com, 19(crayon) Brooke Becker/Dreamstime.com, 20(t) Brooke Becker/Dreamstime.com, 20(c) Anton Starikov/Dreamstime.com, 21(t) Christophe Testi/Dreamstime.com, 21(ct) Christophe Testi/Dreamstime.com, 21(ct) Kalinin Dmitriy/Dreamstime.com, 21(ct) Anton Starikov/Dreamstime.com, 21(cb) Jim Pruitt/Shutterstock.com, 21(cb) Lucie Lang/Dreamstime.com, 21(cb) Kalinin Dmitriy/Dreamstime.com, 21(b) Lucie Lang/Dreamstime.com, 21(b) Anton Starikov/Dreamstime.com, 21(b) iStock.com/phant, 22(tl) iStock.com/ Studiocasper, 22(tr) Jerryb8/Dreamstime.com, 22(c) skodonnell/E+ via Getty Images, 22(bl)(br) iStock.com/Studiocasper, 22(bc) Jerryb8/Dreamstime.com, 24(tl) Christophe Testi/Dreamstime.com, 24(tr) Lucie Lang/Dreamstime.com, 24(c) Lucie Lang/Dreamstime.com, 25(c) Christophe Testi/Dreamstime.com, 25(c) Jeffrey Coolidge/Corbis via Getty Images, 28(tr) Michael H/DigitalVision via Getty Images, 29(tl) kool99/E+ via Getty Images, 28-29(bg) Capelle.r/Moment via Getty Images, 30(bg) Hugh Sitton/Stone via Getty Images, 31(bg) Dung Pham Quoc/EyeEm via Getty Images, 32(butterfly) Dorling Kindersley via Getty Images, 33(sun) fhm/Moment via Getty Images, 33(pet dog) Maksym Azovtsev/Shutterstock.com, 32-33(bg) Tim Smith/EyeEm via Getty Images, 34(cb) Jarbas Mattos Photography/ages , 35(cb) Lorri Kajenna/Shutterstock.com, 35(cb) Lorri Kajenna/Shutterstock.com, 35(cb) Lorri Kajenna/Shutterstock.com, 35(btl) IzaLysonArts / 500px/500px Prime, 35(btr) Jarbas Mattos Photography/ages, 35(bbr) Jarbas Mattos Photography/ages, 36(tl) Dorling Kindersley via Getty Images, 36(tc) Malcolm park via Getty Images, 36(tr) Corey Hochachka via Getty Images, 36(c) Brian Farrell via Getty Images, 37(tl) Dorling Kindersley via Getty Images, 37(tr) B. Tanaka via Getty Images, 37(cl) Jarbas Mattos Photography/ages, 37(cr) Olena Ruban/Moment via Getty Images, 38(tr) Lorri Kajenna/Shutterstock.com, 38(cl) Dorling Kindersley via Getty Images, 38(c) Photos by R A Kearton/Moment via Getty Images, 38(cr) Brian Farrell via Getty Images, 42-43(bg) SHUNJI YANAGISAWA/amanaimages/ CORBIS, 42(t) Brian Farrell via Getty Images, 43(t) cisale/ DigitalVision Vectors via Getty Images, 44(bg) Guenter Standl/laif/Redux, 46(1 col 3) Jarbas Mattos Photography/ages, 46(2 col 1) Jarbas Mattos Photography/ages, 46(2 col 2) iStock.com/Studiocasper, 46(3 col 3) Malcolm park via Getty Images, 47(4 col 3) Corey Hochachka via Getty Images, 47(5 col 1) Lucie Lang/Dreamstime.com, 47(5 col 2) Dorling Kindersley via Getty Images, 47(6 col 1) Anton Starikov/Dreamstime.com, 47(6 col 3) Dorling Kindersley via Getty Images, 48(1l) Christophe Testi/Dreamstime.com, 48(1r) Kalinin Dmitriy/Dreamstime.com, 48(2l)(2r) Lucie Lang/Dreamstime.com, 48(br) Lucie Lang/Dreamstime.com, 49(bg) Dave Epperson/Backroads.com, 50-51(bg) Katsumi Murouchi/Moment via Getty Images, 50(b) Georgijevic/E+ via Getty Images, 51(t) Georgijevic/E+ via Getty Images, 52(t) Jack Hollingsworth/Photodisc via Getty Images, 52(ct)(c)(cb) Jack Hollingsworth/Photodisc via Getty Images, 53(tl) xpacifica/Iconica via Getty Images, 53(tr) Michael Poehlman/Blend Images via Getty Images, 53(bl) Image Source via Getty Images, 53(br) Monkey Business Images via Getty Images, 54(tl) Catherine Falls Commercial/Moment via Getty Images, 54(tr) Makiko Tanigawa/DigitalVision via Getty Images, 54(c) Peter Cade/Stone via Getty Images, 55(tl) Stuart O'Sullivan/ The Image Bank via Getty Images, 55(tr) Blend Images/Ariel Skelley via Getty Images, 55(b) Ippei Naoi/Moment via Getty Images, 56(tl) Makiko Tanigawa/ DigitalVision via Getty Images, 56(tr) Ariel Skelley/ DigitalVision via Getty Images, 56(b) Ronnie Kaufman/CORBIS, 60(l) Don Mason/CORBIS, 60(r) MBI/Alamy Stock Photo, 61(t) Morsa Images/ Stone via Getty Images, 62(bg) Priscilla Gragg/Blend Images via Getty Images, 63(bg) Irene Becker/National Geographic Image Collection, 66(t) John Keeble/Moment via Getty Images, 67(t) Scott Van Dyke/ Corbis Documentary via Getty Images, 67(cl) Blake Woolwine via unsplash.com, 67(cr) Bulgac/E+ via Getty Images, 67(b) archigram/E+ via Getty Images, 68(tl) Andersen Ross/Blend Images/Thinkstock, 68(tr) VStock/Alamy Stock Photo, 68(bl) Datacraft - QxQ images/Alamy Stock Photo, 68(br) Tina Dawson via unsplash.com, 69(tl) Michael Pole/CORBIS, 69(tr) RayArt Graphics/Alamy Stock Photo, 69(cl) Masterfile Corporation, 69(cr) Kelly Sikkema via unsplash.com, 69(bl) Marilyn Conway via Getty Images, 69(br) moodboard/CORBIS, 70(ctl) Scott Van Dyke/ Corbis Documentary via Getty Images, 70(ctr) Ali Inay via unsplash.com, 70(cml) John Keeble/Moment via Getty Images, 70(cmr) Bulgac/E+ via Getty Images, 70(cbl) archigram/E+ via Getty Images, 70(cbr) todd kent via unsplash.com, 71(cl) Catherine Delahaye/ DigitalVision via Getty Images, 71(cm) Kevin Liu/Moment via Getty Images, 71(cr) Jose Luis Pelaez Inc/ DigitalVision via Getty Images, 72(btl) Glowimages via Getty Images, 72(btr) Bombaert Patrick / EyeEm/EyeEm via Getty Images, 72(bmr) Brian Farrell via Getty Images, 72(bml) Kiatanan Sugsompian/Moment via Getty Images, 74-75(bg) todd kent via unsplash.com, 74(t) Hiroshi Higuchi/ The Image Bank via Getty Images, 75(t) Melissa Ross/Moment via Getty Images, 76(bg) Fernando Bengoechea/Beateworks/CORBIS, 78(1 col 1) Michael Pole/CORBIS, 78(1 col 2) Jack Hollingsworth/Photodisc via Getty Images, 78(2 col 1) Andersen Ross/Blend Images/Thinkstock, 78(2 col 2) Georgijevic/E+ via Getty Images, 78(2 col 4) Jack Hollingsworth/Photodisc via Getty Images, 78(3 col 1) Jose Luis Pelaez Inc/ DigitalVision via Getty Images, 78(3 col 2) Jack Hollingsworth/Photodisc via Getty Images, 78(3 col 3) Masterfile Corporation, 79(4 col 3) Jack Hollingsworth/Photodisc via Getty Images, 79(4 col 4) Datacraft - QxQ images/ Alamy Stock Photo, 79(5 col 1) Sutthiphorn Phanchart/EyeEm/EyeEM via Getty Images, 79(5 col 2) RayArt Graphics/Alamy Stock Photo, 79(5 col 3) Jack Hollingsworth/Photodisc via Getty Images, 79(6 col 1) Jack Hollingsworth/Photodisc via Getty Images, 79(6 col 2) Bulgac/E+ via Getty Images, 79(6 col 3) Scott Van Dyke/ Corbis Documentary via Getty Images, 80(1l) Melissa Ross/ Moment via Getty Images, 80(1r) archigram/E+ via Getty Images, 80(2l) Catherine Delahaye/ DigitalVision via Getty Images, 80(2r) vitalinka/Shutterstock.com, 80(3l) Kathrin Ziegler/DigitalVision via Getty Images, 80(3r) enigma_images/ E+ via Getty Images, 80(4l) Ariel Skelley/ DigitalVision via Getty Images, 80(4r) Nga Nguyen/ Moment via Getty Images, 81(tl) Georgijevic/E+ via Getty Images, 81(tml) Dorling Kindersley via Getty Images, 81(tr) Jeffrey Coolidge/Corbis via Getty Images, 82(t) Scott Van Dyke/ Corbis Documentary via Getty Images, 82(tb) s-cphoto/E+ via Getty Images, 83(bg) National Geographic Image Collection, 84-85(bg) Oleksandra Korobova/Moment via Getty Images, 84(tl) Jupiterimages/Brand X Pictures/Stockbyte via Getty Images, 84(tr) Image Source via Getty Images, 84(cl) Chel Beeson/Photolibrary via Getty Images, 84(cr) Eastphoto/Stockbyte via Getty Images, 85(tl) PhotoAlto/SuperStock, 85(tr) Le Club Symphonie/Debra Roets/ Photodisc/Getty Images, 85(cl) Kaneko Ryo via Getty Images, 85(cr) Linda Raymond/Moment via Getty Images, 87(cl) Johner Images via Getty Images, 87(cm) Barbara Rich/ Moment Open via Getty Images, 87(cr) kickstand/E+ via Getty Images, 90(cl) urfinguss via iStock, 90(cm) onurdongel via iStock, 90(cr) Kitipong Theantaworn / EyeEm/EyeEm via Getty Images, 90(bl) Kitipong Theantaworn / EyeEm/EyeEm via Getty Images, 90(br) Image Source via Getty Images, 91(ct) blueskies9 via iStock, 91(c) Pranee Mankit / EyeEm/EyeEm via Getty Images, 91(cb) skodonnell via iStock, 92-93(bg) Catherine Falls Commercial/ Moment via Getty Images, 94-95(bg) saravutvanset/ RooM, 94(t) PARK JI-HWAN/AFP via Getty Images, 94(c) ADEM ALTAN/AFP via Getty Images, 95(t) Yoshiyoshi Hirokawa/ DigitalVision via Getty Images, 95(cl) Barbara Rich/ Moment Open via Getty Images, 95(cr) kickstand/E+ via Getty Images, 96(bg) Cavan Images/ Cavan via Getty Images, 97(bg) STEPHEN ST. JOHN/National Geographic Image Collection, 98-99(bg) Leander Baerenz/ DigitalVision via Getty Images, 98(tl) manfredxy/Shutterstock.com, 98(tr) Kletr/Shutterstock.com, 98(cl) Kitch Bain/Alamy Stock Photo, 98(cr) Denis Dryashkin/Shutterstock.com, 98(bl) Kletr/Shutterstock.com, 98(bml) Kitch Bain/Alamy Stock Photo, 98(bmr) Denis Dryashkin/Shutterstock.com, 98(br) manfredxy/Shutterstock.com, 99(tl) Hideki Nawate/amanaimages via Getty Images, 99(tr) iStock.com/ElementalImaging, 99(cl) Cengage Learning, 99(cr) Andrea Colarieti / EyeEm/EyeEm via Getty Images, 100(ctl) xpacifica/Iconica via Getty Images, 100(ctm) Monkey Business Images via Getty Images, 100(ctr) Image Source via Getty Images, 100(cbl) manfredxy/Shutterstock.com, 100(cbr) Cengage Learning, 102(tl) Sandra van der Steen/Shutterstock.com, 102(tr) Rob Walls/Alamy Stock Photo, 102(cl) Brent Winebrenner/Lonely Planet Images via Getty Images, 102(cr) DNY59/E+ via Getty Images, 103(tl) iStock.com/Baris Simsek, 103(tr) Rob Walls/Alamy Stock Photo, 103(cl) PickStock/E+ via Getty Images, 103(cr) mladn61/E+ via Getty Images, 104(ctl) Brent Winebrenner/Lonely Planet Images via Getty Images, 104(ctr) iStock.com/Baris Simsek, 104(cbl) Rob Walls/Alamy Stock Photo, 104(cbr) Rob Walls/Alamy Stock Photo, 104(b) Nina Vaclavova /Shutterstock.com, 105(b) Cengage Learning, 108-109(bg) Universal Eye via unsplash.com, 108(t) Steven Jhang/Teddy Bear World Museum, 109(t) Sally Anscombe/ DigitalVision via Getty Images, 109(c) Brooke Auchincloss/ONOKY via Getty Images, 110(bg) Charles Gullung/cultura/CORBIS, 112(1 row 1) Denis Dryashkin/Shutterstock.com, 112(1 row 2) Andrea Colarieti / EyeEm/EyeEm, 112(1 row 4) iStock.com/Baris Simsek, 112(2 row 1) manfredxy/Shutterstock.com, 112(3 row 1) Kletr/Shutterstock.com, 112(3 row 2) Rob Walls/Alamy Stock Photo, 112(3 row 3) Kitipong Theantaworn / EyeEm/EyeEm, 112(4 row 1) Sandra van der Steen/Shutterstock.com, 112(5 row 1) Cengage Learning, 112(6 row 1) Kaneko Ryo via Getty Images, 112 (6 row 2) mladn61/E+ via Getty Images, 112(6 row 3) Jaroon/E+ via Getty Images, 112(6 row 4) DNY59/E+ via Getty Images, 112(6 row 5) urfinguss via iStock, 113(1 row 1) PickStock/E+ via Getty Images, 113(4 row 1) Image Source via Getty Images, 113(5 row 1) Kitch Bain/Alamy Stock Photo, 113(6 row 1) iStock.com/ElementalImaging, 113(6 row 2) Rob Walls/Alamy Stock Photo, 113(6 row 3) Chel Beeson/Photolibrary via Getty Images, 113(6 row 4) Linda Raymond/Moment via Getty Images, 114(cl) Image Source via Getty Images, 114(cm) manfredxy/Shutterstock.com, 114(cr) Mireya Acierto/DigitalVision via Getty Images, 115(bg) Pinaki Ranjan Majumdar, 116-117(bg) RUNSTUDIO/The Image Bank via Getty Images, 119(t) Gisele/E+ via Getty Images, 120(tl) Emma Early / EyeEm/EyeEm via Getty Images, 120(tr) Andreas Kuehn/The Image Bank via Getty Images, 120(cl) Fotostorm/E+ via Getty Images, 120(cr) Peathegee Inc via Getty Images, 121(tl) PhotoAlto/Frederic Cirou/ PhotoAlto Agency RF Collections via Getty Images, 121(tr) Rebecca Nelson/ The Image Bank via Getty Images, 121(cl) Abeselom Zerit / 500px/ 500Px Plus via Getty Images, 121(cr) View Stock/Alamy Stock Photo, 123(cl) Chiara Benelli/ Moment via Getty Images, 123(cml) WIN-Initiative/Neleman/Stone via Getty Images, 123(cmr) Klaus Vedfelt/ DigitalVision via Getty Images, 123(cr) Click&Boo/Moment via Getty Images, 126-127(bg) Malte Mueller via Getty Images, 128(bg) Tim Gainey/Alamy Stock Photo, 129(bg) hadynyah/E+ via Getty Images, 130(bg) Kam & Co/Cultura via Getty Images, 130(tl) Isabelle Rozenbaum/PhotoAlto/CORBIS, 130(tc) Brett Stevens/cultura/CORBIS, 130(tr) Nenov via Getty Images, 130(cl) Adam Gault/ OJO Images via Getty Images, 130(cr) LauriPatterson/ E+ via Getty Images, 131(tl) ma-k/ E+ via Getty Images, 131(tc) Scrivani, Andrew/the food passionates/CORBIS, 131(tr) Ocean/CORBIS, 131(cl) Roulier/Turiot/photocuisine/CORBIS, 131(cr) fcafotodigital/E+ via Getty Images, 132(t) Brett Stevens/cultura/CORBIS, 132(ctl) Nenov via Getty Images, 132(ctr) Charles Gullung/ The Image Bank via Getty Images, 132(cbl) ma-k/ E+ via Getty Images, 132(cbr) Ocean/CORBIS, 133(t) Isabelle Rozenbaum/PhotoAlto/CORBIS, 134(tl) Creative Crop/Photodisc via Getty Images, 134(tr) Maria Toutoudaki/Photodisc via Getty Images, 134(cl) Rob Lawson/Photolibrary via Getty Images, 134(cr) "Gross, Petr" via Getty Images, 135(tl) Maria Toutoudaki/Stockbyte via Getty Images, 135(tr) inhauscreative/E+ via Getty Images, 135(cl) StudioThreeDots/E+ via Getty Images, 135(cr) Maria Toutoudaki/Stockbyte via Getty Images, 136(cl1) Maria Toutoudaki/Stockbyte via Getty Images, 136(cl2) Maria Toutoudaki/Photodisc via Getty Images, 136(cr1) Adam Gault/ OJO Images via Getty Images, 136(cr2) LauriPatterson via Getty Images, 137(ctl) Alessandro Lironi / FOAP/ foap via Getty Images, 137(ctr) Charles Gullung/ The Image Bank via Getty Images, 137(cbl) frotog via iStock, 137(cbr) Maria Toutoudaki/Stockbyte via Getty Images, 138(btl) Brett Stevens/cultura/CORBIS, 138(btc) Jeffrey Coolidge/ Corbis via Getty Images, 138(btr) Kitipong Theantaworn / EyeEm/ EyeEm via Getty Images, 138(bbl) Fuse via Getty Images, 138(bbc) Chel Beeson/Photolibrary via Getty Images, 138(bbr) Blake Woolwine via unsplash.com, 140(tl) mariajemo/iStock/Thinkstock, 140(tc) belchonock/iStock/Thinkstock, 140(tr) Velirina/iStock/Thinkstock, 141(t) LauriPatterson/ E+ via Getty Images, 142(bg) Tom McShane/Moment Open via Getty Images, 144-145(bg) David Wasserman/Photolibrary via Getty Images, 144(1 row 1) Ron Levine /Digital Vision via Getty Images, 144(1 row 2) Isabelle Rozenbaum/PhotoAlto/CORBIS, 144(1 row 3) Creative Crop/Photodisc via Getty Images, 144(1 row 4) Ralf Nau/Digital Vision via Getty Images, 144(2 row 1) Fuse via Getty Images, 144(2 row 2) Jaroon/E+ via Getty Images, 144(2 row 3) LauriPatterson via Getty Images, 144(2 row 4) Maria Toutoudaki/Stockbyte via Getty Images, 144(3 row 1) Maria Toutoudaki/Photodisc via Getty Images, 144(3 row 2) Nenov/Moment via Getty Images, 144(3 row 4) Arras, K./the food passionates/CORBIS, 145(1 row 1) fcafotodigital/E+ via Getty Images, 145(1 row 2) WIN-Initiative/Neleman/Stone via Getty Images, 145(1 row 3) iStock.com/Hocus Focus Studio, 145(1 row 4) Ocean/CORBIS, 145(2 row 1) iStock.com/hüseyin harmandağlı/, 145(2 row 2) Brett Stevens/cultura/CORBIS, 145(2 row 3) iStock.com/Alejandrophotography, 145(2 row 4) Klaus Vedfelt/DigitalVision via Getty Images, 145(3 row 1) Rob Lawson/Photolibrary via Getty Images, 146(bl) iStock.com/hüseyin harmandağlı/, 146(bc) Alessandro Lironi / FOAP/foap, 146(br) Ocean/CORBIS, 147(tl1) Ocean/CORBIS, 147(tl2) Roulier/Turiot/photocuisine/CORBIS, 147(tr1) Brent Winebrenner/Lonely Planet Images via Getty Images, 147(tr2) iStock.com/ElementalImaging, 147(cl1) Morsa Images/DigitalVision via Getty Images, 147(cl2) pixelfusion3d/E+ via Getty Images, 147(cr1) Gareth Brown/The Image Bank via Getty Images, 147(cr2) Click&Boo/ Moment via Getty Images, 148(tl1) Image Source via Getty Images, 148(c) Kletr/Shutterstock.com, 148(tr1) Brent Winebrenner/Lonely Planet Images via Getty Images, 148(tr2) Eastphoto/Stockbyte via Getty Images, 148(cl) Alessandro Lironi / FOAP/foap via Getty Images, 148(cr) mladn61/E+via Getty Images, Unit 3 stickers(1) GM Visuals /Blend Images/CORBIS, Unit 3 stickers(2) George Doyle & Ciaran Griffin via Getty Images, Unit 3 stickers(3) George Doyle & Ciaran Griffin via Getty Images, Unit 3 stickers(4) Garry Wade via Getty Images, Unit 3 stickers(5) Blend Images/Ariel Skelley via Getty Images, Unit 3 stickers(6) Ronnie Kaufman/CORBIS, Unit 3(7) Ronnie Kaufman/CORBIS, Unit 3(8) Larry Westler via Getty Images, Unit 3(9) Tetra Images via Getty Images, Unit 3(10) GM Visuals /Blend Images/CORBIS, Unit 3(11) DreamPictures/Shannon Faulk/Blend Images via Getty Images, Unit 3(12) Rob Lewine via Getty Images, Unit 3(13) Siri Stafford via Getty Images, Unit 3(14) KidStock via Getty Images, Unit 4 stickers(1) Kraig Scarbinsky via Getty Images, Unit 4 stickers(2) Datacraft - QxQ images/Alamy Stock Photo, Unit 4 stickers(3) Shuji Kobayashi/Digital Vision via Getty Images, Unit 4 stickers(4) John Lund/Marc Romanelli/Blend Images via Getty Images, Unit 4 stickers(5) Marilyn Conway via Getty Images, Unit 4 stickers(6) Radius Images/ CORBIS, Unit 4 stickers(7) moodboard/CORBIS, Unit 5 stickers(1) Kitipong Theantaworn / EyeEm/EyeEm via Getty Images, Unit 5 stickers(2) Jupiterimages/Brand X Pictures/Stockbyte via Getty Images, Unit 5 stickers(3) urfinguss via iStock, Unit 5 stickers(4) Eastphoto/ Stockbyte via Getty Images, Unit 5 stickers(7) Chel Beeson/Photolibrary via Getty Images, Unit 5 stickers(8) Image Source via Getty Images, Unit 6 stickers(1) iStock.com/anniam, Unit 6 stickers(2) Arbaes/Dreamstime.com, Unit 6 stickers(3) Mikael Damkier/Shutterstock.com, Unit 6 sticker(4) Ellen Isaacs/Alamy Stock Photo, Unit 6 stickers(5) Nina Vaclavova /Shutterstock.com, Unit 6 stickers(6) Denis Dryashkin/Shutterstock.com, Unit 6 stickers(7) iStock.com/ElementalImaging, Unit 6 stickers(8) Andrea Colarieti / EyeEm/EyeEm via Getty Images, Unit 6 stickers(9) Rob Walls/Alamy Stock Photo, Unit 6 stickers(10) DNY59/E+ via Getty Images, Unit 6 stickers(11) Simon Hurry via unsplash, Unit 6 stickers(12) PickStock/E+ via Getty Images, Unit 6 stickers(13) mladn61/ E+ via Getty Images, Unit 6 stickers(14) Cengage Learning, Unit 6 stickers(15) iStock.com/Baris Simsek, Unit 7 stickers(1) David Sacks via Getty Images, Unit 7 stickers(2) Image Source via Getty Images, Unit 7 stickers(3) romrodinka/iStock/Getty Images Plus via Getty Images, Unit 7 stickers(4) Rebecca Nelson/ The Image Bank via Getty Images, Unit 7 stickers(5) KidStock/Blend Images via Getty Images, Unit 7 stickers(6) vitalinka/Shutterstock.com, Unit 7 stickers(7) Bruce Laurance/Photodisc via Getty Images, Unit 7 stickers(8) Ty Allison via Getty Images

Unit 1 stickers (Activity 3, page 25)

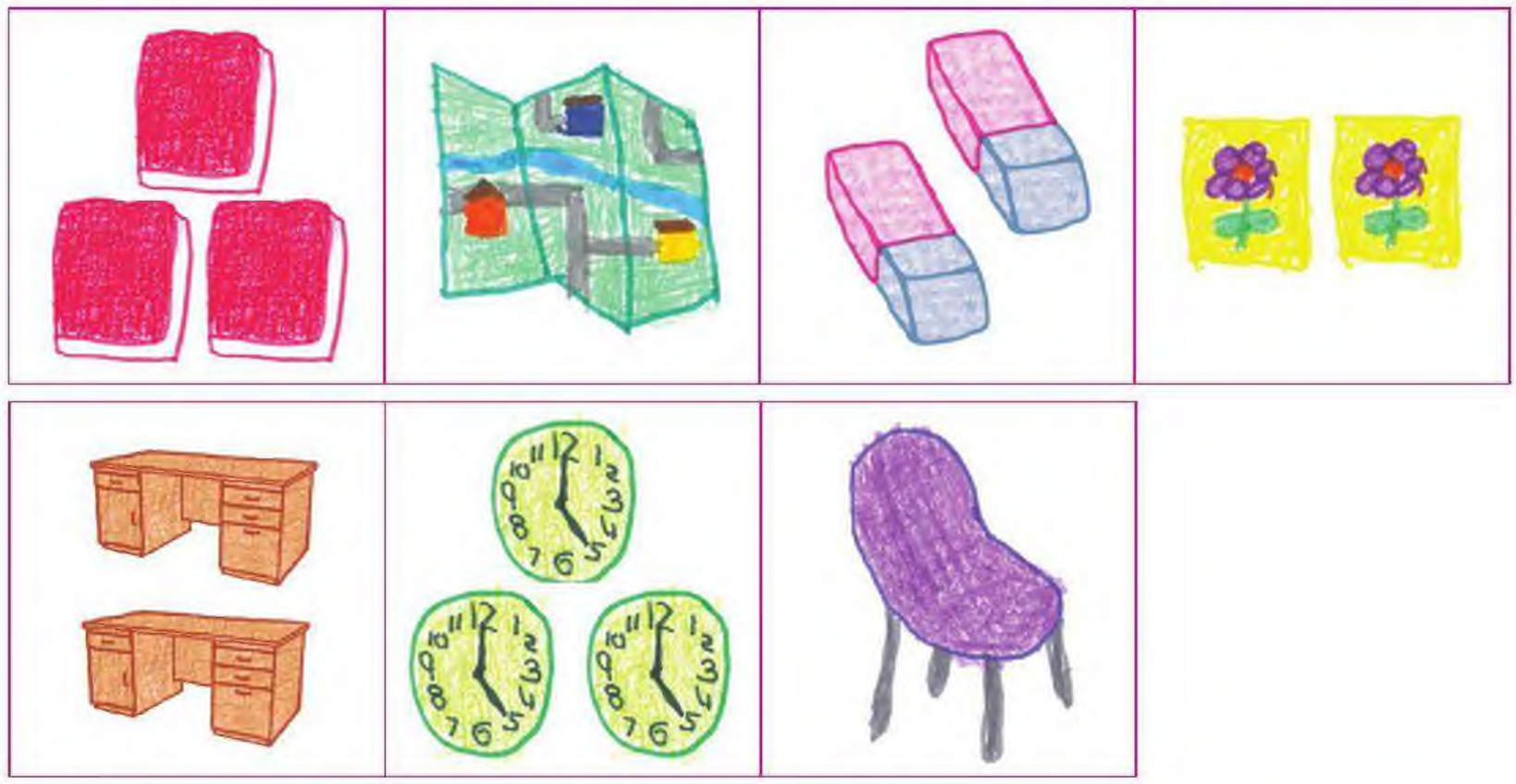

Unit 2 stickers (Activity 3, page 37)



Unit 3 stickers (Activity 3, page 56)

Unit 3 stickers (Activity 2, page 57)

Unit 4 stickers (Activity 3, page 69)

Unit 5 stickers (Activity 2, page 86)



Unit 5 stickers (Activity 3, page 90)

Unit 6 stickers (Activity 3, page 105)

Unit 7 stickers (Activity 2, page 122)

NHÀ XUẤT BẢN ĐẠI HỌC SƯ PHẠM THÀNH PHỐ HỒ CHÍ MINH
280 An Dương Vương, Phường 4, Quận 5, TP Hồ Chí Minh
Điện thoại: *(028) 38 301 303 – 39 381 382 – Fax: (028) 39 381 382*
Email: *nxb@hcmue.edu.vn*
Website: *http://nxb.hcmue.edu.vn*

TIẾNG ANH 3
EXPLORE OUR WORLD
SÁCH HỌC SINH

Đào Xuân Phương Trang (Chủ biên)
Nguyễn Thanh Bình - Đỗ Thị Kim Thanh

Chịu trách nhiệm xuất bản:
Giám đốc - Tổng biên tập
LÊ THANH HÀ

Biên tập:
THÁI THÀNH NHÂN
TRẦN THANH NGA - TRẦN NGUYỄN THANH THANH

Trình bày bìa:
LƯƠNG QUỐC HIỆP

Sửa bản in:
THÁI THÀNH NHÂN

Tổ chức bản thảo và chịu trách nhiệm bản quyền nội dung:
CÔNG TY CỔ PHẦN ĐẦU TƯ XUẤT BẢN - THIẾT BỊ GIÁO DỤC VIỆT NAM
Chủ tịch Hội đồng Quản trị: NGƯT NGÔ TRẦN ÁI
Tổng Giám đốc: VŨ BÁ KHÁNH

Địa chỉ: Tầng 5, Toà nhà hỗn hợp AZ Lâm Viên, 107 đường Nguyễn Phong Sắc, P. Dịch Vọng Hậu, Q. Cầu Giấy, TP. Hà Nội

---

TIẾNG ANH 3 EXPLORE OUR WORLD
SÁCH HỌC SINH

Mã số: .....
ISBN: 978-604-309-913-3
In ....., khổ 20,5 x 26,2cm, tại .....
Địa chỉ: .....
Số xác nhận đăng kí xuất bản: .....
Quyết định xuất bản số: .....
In xong và nộp lưu chiểu tháng ..... năm 20...

TIẾNG ANH 3

NATIONAL GEOGRAPHIC

EXPLORE OUR WORLD

Mang cuộc sống vào bài học

Đưa bài học vào cuộc sống

Bộ sách giáo khoa Tiếng Anh Tiểu học Explore Our World là một bộ sách giáo khoa gồm 5 lớp, được thiết kế và chỉnh sửa cho phù hợp tiêu chuẩn sách giáo khoa mới của Bộ Giáo dục và Đào tạo Việt Nam. Nội dung của bộ sách giáo khoa sử dụng những hình ảnh và những đoạn video sống động, thú vị và hấp dẫn với mục tiêu chung là giúp cho học sinh Tiểu học phát triển các kĩ năng và tiếp thu được tiếng Anh, cũng như những kiến thức để có thể hiểu được thế giới xung quanh.

- Hoạt động luyện nghe và nói giúp phát triển những kĩ năng giao tiếp cần thiết cho học sinh.
- Bài tập luyện viết các chữ cái trong bảng chữ cái tiếng Anh giúp học sinh phát triển nhận thức âm vị về các âm trong tiếng Anh.

NATIONAL GEOGRAPHIC LEARNING

Bringing the world to the classroom and the classroom to life

ELTNGL.com

A PART OF CENGAGE

SỬ DỤNG TEM CHỐNG GIẢ

1. Quét mã QR hoặc dùng trình duyệt web để truy cập website bộ sách Cánh Diều: www.hoc10.com

2. Vào mục Hướng dẫn (www.hoc10.com/huong-dan) để kiểm tra sách giả và xem hướng dẫn kích hoạt sử dụng học liệu điện tử.

ISBN: 978-604-309-913-3

9786043099133

Giá:

TIẾNG ANH 3

NATIONAL GEOGRAPHIC

EXPLORE OUR WORLD

Mang cuộc sống vào bài học

Đưa bài học vào cuộc sống

Bộ sách giáo khoa Tiếng Anh Tiểu học Explore Our World là một bộ sách giáo khoa gồm 5 lớp, được thiết kế và chỉnh sửa cho phù hợp tiêu chuẩn sách giáo khoa mới của Bộ Giáo dục và Đào tạo Việt Nam. Nội dung của bộ sách giáo khoa sử dụng những hình ảnh và những đoạn video sống động, thú vị và hấp dẫn với mục tiêu chung là giúp cho học sinh Tiểu học phát triển các kĩ năng và tiếp thu được tiếng Anh, cũng như những kiến thức để có thể hiểu được thế giới xung quanh.

- Hoạt động luyện nghe và nói giúp phát triển những kĩ năng giao tiếp cần thiết cho học sinh.
- Bài tập luyện viết các chữ cái trong bảng chữ cái tiếng Anh giúp học sinh phát triển nhận thức âm vị về các âm trong tiếng Anh.

NATIONAL GEOGRAPHIC LEARNING

Bringing the world to the classroom and the classroom to life

ELTNGL.com

A PART OF CENGAGE

SỬ DỤNG TEM CHỐNG GIẢ:

1. Quét mã QR hoặc dùng trình duyệt web để truy cập website bộ sách Cánh Diều: www.hoc10.com

2. Vào mục Hướng dẫn (www.hoc10.com/huong-dan) để kiểm tra sách giả và xem hướng dẫn kích hoạt sử dụng học liệu điện tử.

SÁCH KHÔNG BÁN

Unit 6 stickers (Activity 3, page 105)

Unit 7 stickers (Activity 2, page 122)



NHÀ XUẤT BẢN ĐẠI HỌC SƯ PHẠM THÀNH PHỐ HỒ CHÍ MINH
280 An Dương Vương, Phường 4, Quận 5, TP Hồ Chí Minh
Điện thoại: *(028) 38 301 303 – 39 381 382 – Fax: (028) 39 381 382*
Email: *nxb@hcmue.edu.vn*
Website: *http://nxb.hcmue.edu.vn*

TIẾNG ANH 3
EXPLORE OUR WORLD
SÁCH HỌC SINH

Đào Xuân Phương Trang (Chủ biên)
Nguyễn Thanh Bình - Đỗ Thị Kim Thanh

Chịu trách nhiệm xuất bản:
Giám đốc - Tổng biên tập
LÊ THANH HÀ

Biên tập:
THÁI THÀNH NHÂN
TRẦN THANH NGA - TRẦN NGUYỄN THANH THANH

Trình bày bìa:
LƯƠNG QUỐC HIỆP

Sửa bản in:
THÁI THÀNH NHÂN

Tổ chức bản thảo và chịu trách nhiệm bản quyền nội dung:
CÔNG TY CỔ PHẦN ĐẦU TƯ XUẤT BẢN - THIẾT BỊ GIÁO DỤC VIỆT NAM
Chủ tịch Hội đồng Quản trị: NGƯT NGÔ TRẦN ÁI
Tổng Giám đốc: VŨ BÁ KHÁNH

Địa chỉ: Tầng 5, Toà nhà hỗn hợp AZ Lâm Viên, 107 đường Nguyễn Phong Sắc, P. Dịch Vọng Hậu, Q. Cầu Giấy, TP. Hà Nội

---

TIẾNG ANH 3 EXPLORE OUR WORLD
SÁCH HỌC SINH

Mã số: .....
ISBN: .....
In ....., khổ 20,5 x 26,2cm, tại .....
Địa chỉ: .....
Số xác nhận đăng kí xuất bản: .....
Quyết định xuất bản số: .....
In xong và nộp lưu chiểu tháng ..... năm 20...

TIẾNG ANH 3

NATIONAL GEOGRAPHIC

EXPLORE OUR WORLD

Mang cuộc sống vào bài học

Đưa bài học vào cuộc sống

Bộ sách giáo khoa Tiếng Anh Tiểu học Explore Our World là một bộ sách giáo khoa gồm 5 lớp, được thiết kế và chỉnh sửa cho phù hợp tiêu chuẩn sách giáo khoa mới của Bộ Giáo dục và Đào tạo Việt Nam. Nội dung của bộ sách giáo khoa sử dụng những hình ảnh và những đoạn video sống động, thú vị và hấp dẫn với mục tiêu chung là giúp cho học sinh Tiểu học phát triển các kĩ năng và tiếp thu được tiếng Anh, cũng như những kiến thức để có thể hiểu được thế giới xung quanh.

- Hoạt động luyện nghe và nói giúp phát triển những kĩ năng giao tiếp cần thiết cho học sinh.
- Bài tập luyện viết các chữ cái trong bảng chữ cái tiếng Anh giúp học sinh phát triển nhận thức âm vị về các âm trong tiếng Anh.

NATIONAL GEOGRAPHIC LEARNING

Bringing the world to the classroom and the classroom to life

ELTNGL.com

A PART OF CENGAGE

SỬ DỤNG TEM CHỐNG GIẢ:

1. Quét mã QR hoặc dùng trình duyệt web để truy cập website bộ sách Cánh Diều: www.hoc10.com
2. Vào mục Hướng dẫn (www.hoc10.com/huong-dan-sp) để kiểm tra sách giả và xem hướng dẫn kích hoạt sử dụng học liệu điện tử.